



PUBLIC Agenda

Date: Thursday, December 14, 2023

Time: 1:45- 3:00 pm

Location: 150 Goyeau Street, 4th Floor, WPS Headquarters

1. Call to Order
2. Declarations of Conflict & Pecuniary Interest by Members
3. Approval of Agenda
4. Approval of Minutes – Public Minutes November 02, 2023
5. Business Arriving from the Minutes
6. Delegations
7. General Reports
 - 7.1. Monthly Reports
 - 7.1.1. Professional Standards Branch
 - 7.2. Freedom of Information
 - 7.3. Crime Stoppers
 - 7.4. Crime Statistics
8. Human Resources
 - 8.1. Monthly HR Report – Strength Changes
9. Communications
 - 9.1. All Chief Memos
10. New Business
 - 10.1. Youth Updates
 - 10.1.1. Return Support Discussion Program
 - 10.1.2. New Initiatives at Youth Diversion
 - 10.2. Rewards Extension and Increase Request
 - 10.3. PSB Office Lease
 - 10.4. Internet Exchange Zone
 - 10.5. 2024 Possible WPSB Meeting Dates
 - 10.6. *Community Safety and Policing Act* Updates
11. Adjournment



PUBLIC Meeting MINUTES

Date: Thursday, November 02, 2023

Time: 1:45- 3:00 pm

Location: 150 Goyeau Street, 4th Floor, WPS Headquarters

PRESENT:

Mayor Drew Dilkens, Chair
Councillor Jo-Anne Gignac, Vice Chair
Ms. Sophia Chisholm
Mr. Robert de Verteuil
Mr. John Elliott

Deputy Chief Frank Providenti
Deputy Chief Jason Crowley
A/ Deputy Chief Karel Degraaf
Chief Jason Bellaire
Mayor Prue

RECORDER:

AG, Administrative Director

1. Call to Order

The Chair called the meeting to order at 1:45 pm.

2. Declarations of Conflict & Pecuniary Interest by Members

No conflicts of interest were declared.

3. Approval of Agenda

Moved and seconded.

- **CARRIED**

4. Approval of Minutes – Public Minutes September 21, 2023

An amendment was made to section 7.1.3 to incorporate the term “data” into the phrase “ongoing efforts to maintain data integrity within the police force.”

Moved and seconded.

- **CARRIED**

5. Business Arriving from the Minutes

6. Delegations

7. General Reports

7.1. Quarterly Reports

7.1.1. POP/CCP/Calls for Service Report

Moved and seconded.

- **CARRIED**

7.1.2. Use of Force

A Board member inquired about the use of force report, expressing concerns about the lack of clarity concerning specific wards.

Regarding the data in the use of force report, it was clarified that the numbers remain consistent. It was also stated that the data includes instances involving multiples officers at various incidents.

In response to the Board member's inquiry about enhancing clarity in the data, it was affirmed that future reports will address this concern, potentially incorporating the information on a separate page.

It was emphasized that the overall use of force reporting aligns with provincial requirements.

Moved and seconded.

- **CARRIED**

7.1.3. Amherstburg Detachment – Policing Activities

Moved and seconded.

- **CARRIED**

7.1.4. Youth Crime Statistics Report

A Board member asked whether cultural specific training exists. It was confirmed that community service officers undergo specialized programs at institutions such as the New Canadians' Centre of Excellence or the Multicultural Council.

Moved and seconded.

- **CARRIED**

7.2. Monthly Reports

7.2.1. Professional Standards Branch

Moved and seconded.

- **CARRIED**

7.2.1.1. Section 32

Moved and seconded.

- **CARRIED**

7.3 Crime Stoppers

Moved and seconded.

- **CARRIED**

7.4 Crime Statistics

Moved and seconded.

- **CARRIED**

8. Human Resources
8.1. Monthly HR Report – Strength Changes

Moved and seconded.

- **CARRIED**

9. Financial
9.1. 2023 Annual Auxiliary Recognition and Request for Financial Support

Moved and seconded

THAT	The Windsor Police Services Board APPROVES the financial support for the 2023 Annual Auxiliary Recognition Banquet in the amount of \$7,000.00.
------	---

- **CARRIED**

10. Communications
10.1. All Chief Memos

A Board member inquired about the 2022 Annual Report of the Risk-driven Tracking Database from the Ministry of the Solicitor General. This led to a discussion about the evolving expectations of policing across Canada. The report highlights that the data received reflects the reality of the mental health and addiction challenges in Windsor, encompassing issues related to alcohol and drugs.

Funding has been discussed with the acknowledgement that while there is some funding available, it falls short of meeting the demands we are currently facing.

There was a consensus amongst the Board members that more resources are needed to effectively address the mental health issues across the provinces. In the discussion, it was underscored that the current model in the province of Ontario is not sustainable.

Moved and seconded

THAT	The Windsor Police Services Board extends its gratitude to the Ministry of Solicitor General for providing the Risk-driven Tracking Database 2022 Annual Report. The Windsor Police Services Board poses a query, seeking clarification on when sustainable funding can be anticipated to effectively address the issues outlined in the report.
------	--

- **CARRIED**

11. New Business
11.1. Trade Mark: Request for Permission to Use Intellectual Property

Moved and seconded

THAT	The Windsor Police Services Board APPROVES the request of 8 Dogs Laser Creations & Design for permission to use the WPS Badge, WPS Unit Crest(s) or Insignia for a period of five (5) years only if not in conjunction with any other logo or image, including but not limited to the thin blue line, and the Canadian Flag. This permission has been granted until November 02, 2028.
------	--

FURTHER RESOLVED THAT	8 Dogs Laser Creations & Design may ONLY produce and supply these products to active Windsor Police Service members and retirees;
AND FURTHER RESOLVED THAT	8 Dogs Laser Creations & Designs provide in writing the name of each person requesting reproduction of these images to the Board prior to distribution of the item.

- **CARRIED**

12. Adjournment

12.1. Next Regular Public Meeting: Thursday, December 14, 2023

MONTHLY BOARD REPORT - OCTOBER 2023

SYNOPSIS OF OCTOBER 2023 COMPLAINTS

OIPRD Complaints- October 2023

31 Carry-over Complaints from 2020 - September 2023

12 New Complaints in October 2023

OIPRD				CHIEF'S COMPLAINTS	INFORMAL DISCIPLINE (Tariff)	TOTAL
Public Complaints	Service/ Policy					
6		1		1	4	12
Screened In	1	Screened In	1			
Screened Out	5	Screened Out	0			
ERA	0					

18	Complaints closed in October 2023	9	New Complaints	9	Complaints from 2020 - Sep 2023
-----------	-----------------------------------	----------	----------------	----------	---------------------------------

5	Public Complaints	6	Public Complaints
1	Service/ Policy Complaints	2	Service/ Policy Complaints
0	Chief's Complaints	1	Chief's Complaints
3	Informal Discipline	0	Informal Discipline

25 Complaints carry-over into November 2023

YEAR TO DATE REPORT OF NEW COMPLAINTS

	Public Complaints			Service/ Policy			Chief's Complaints			Informal Discipline		
	2021	2022	2023	2021	2022	2023	2021	2022	2023	2021	2022	2023
January	10	5	17	0	0	3	2	0	0			5
February	7	7	7	0	1	1	0	2	2			17
March	15	7	7	0	0	0	1	2	0		4	7
April	11	7	6	0	1	0	0	4	1		1	0
May	12	8	12	0	0	0	1	1	3		8	2
June	9	2	10	0	0	2	1	2	0		4	2
July	7	2	7	1	1	3	1	1	0		3	3
August	7	7	11	1	2	0	1	4	1		0	0
September	5	10	9	0	1	1	2	0	3		4	0
October	4	6	6	0	1	1	3	3	1		4	4
November	8	16		1	1		4	1			3	
December	6	8		1	1		2	0			8	
TOTAL	101	85	92	4	9	11	18	20	11	0	39	40

MONTHLY BOARD REPORT - NOVEMBER 2023

SYNOPSIS OF NOVEMBER 2023 COMPLAINTS												
OIPRD Complaints- November 2023												
25	Carry-over Complaints from 2020 - October 2023											
20	New Complaints in November 2023											
OIPRD				CHIEF'S COMPLAINTS			INFORMAL DISCIPLINE (Tariff)			TOTAL		
Public Complaints		Service/ Policy										
16		1		2			1			20		
Screened In	5	Screened In	1									
Screened Out	10	Screened Out	0									
ERA	1											
17	Complaints closed in November 2023		12	New Complaints			5			Complaints from 2020 - Oct 2023		
				11	Public Complaints			2	Public Complaints			
				0	Service/ Policy Complaints			1	Service/ Policy Complaints			
				0	Chief's Complaints			1	Chief's Complaints			
				1	Informal Discipline			1	Informal Discipline			
28	Complaints carry-over into December 2023											
YEAR TO DATE REPORT OF NEW COMPLAINTS												
	Public Complaints			Service/ Policy			Chief's Complaints			Informal Discipline		
	2021	2022	2023	2021	2022	2023	2021	2022	2023	2021	2022	2023
January	10	5	17	0	0	3	2	0	0			5
February	7	7	7	0	1	1	0	2	2			17
March	15	7	7	0	0	0	1	2	0		4	7
April	11	7	6	0	1	0	0	4	1		1	0
May	12	8	12	0	0	0	1	1	3		8	2
June	9	2	10	0	0	2	1	2	0		4	2
July	7	2	7	1	1	3	1	1	0		3	3
August	7	7	11	1	2	0	1	4	1		0	0
September	5	10	9	0	1	1	2	0	3		4	0
October	4	6	6	0	1	1	3	3	1		4	4
November	8	16	16	1	1	1	4	1	2		3	1
December	6	8		1	1		2	0			8	
TOTAL	101	85	108	4	9	12	18	20	13	0	39	41



Date: October 13, 2023

To: Windsor Police Services Board

From: Marilyn Robinet, Coordinator - Information & Privacy Unit

**Re: Municipal Freedom of Information and Protection of Privacy Act for October 2023
Windsor & Amherstburg**

MONTHLY REPORT	
Number of requests received	49
Number of Appeals received	1
Number of Privacy Complaints received	0
Total fees received	\$296.80
COMPLIANCE RATES	
Basic Compliance Rate	79%
Extended Compliance Rate	88%

SUMMARY OF APPEALS

MA21-00219 – An individual requested access to 911 call related to an allegation pending before the courts. Access was denied under 52(2.1) of the act which states: the act does not apply to a record relating to a prosecution if all proceedings in respect of the prosecution have not been completed. Requester has appealed the decision and continues to seek access to the report.

Stage: INTAKE

MA22-00278 – A general request for access to E911 Dispatch Contract (Resolved during Mediation), fees paid by Amherstburg for Policing (Resolved during Mediation) and number of times “specialty units” were dispatched to Amherstburg.

Stage: ADJUDICATION

MA23-00108 – An individual requested access to two reports involving the individual. Partial access granted. Individual seeking access to severed portions.

Stage: ADJUDICATION

Municipal Freedom of Information and Protection of Privacy Act for October 2023

MA23-00229 – Media request for record related to survey / reports provided in the search for the new Police Chief.

Stage: INTAKE

MA23-00226 – Media request for record related to notification of a named officer speeding.

Stage: INTAKE

MA23-00227 – Media request for record related to employees who have left the service (retired/resigned/long term disability).

Stage: INTAKE

MA23-00266 – Law Firm representing an individual requested access to a report involving the individual. Partial access granted. Individual's representative seeking access to severed portions (the personal information of another individual).

Stage: AJUDICATION

MA23-00347 – Media request for record related to Retired Chief Contract and Retirement package.

Stage: INTAKE

MA23-00379 – An individual requested access to the report and 911 recording related to the death of the requester's child. Partial access granted. Individual seeking access to severed portions and 911 recording.

Stage: MEDIATION

MA23-00558 – Media request for records related to a named officer.

Stage: INTAKE

MA23-00562 – Request for records involving the personal information of another individual.

Stage: INTAKE

MA23-00644 – Request for records involving the personal information of the requester and other parties.

Stage: INTAKE

MA23-00673 – Request for records involving the personal information of the requester and other parties.

Stage: INTAKE

MA23-00672 – Request for records involving the personal information of the requester and other parties.

Stage: INTAKE

MA23-00672 – Request for records involving the personal information of the requester and other parties.

Stage: INTAKE

Respectfully submitted,



Marilyn Robinet, Co-ordinator,
Information and Privacy Unit



Windsor & Essex County Crime Stoppers

Police Coordinator Report October 1st-31st,

2023

Overview

Crime Stoppers exists to provide a means for the public to pass along anonymous information that assists in solving crimes, recovering stolen property, seizing illegal drugs, and locating those for whom there is an outstanding warrant of arrest. Locally, the program is operated jointly as Windsor-Essex County Crime Stoppers and has the responsibility to receive and disseminate information to all law enforcement agencies within Essex County.

Program Education and Community Events

- October 17th - Holy Names Highschool Presentation
- October 21st - Broomsticks and Brushes Halloween Event at Tecumseh Mall
- October 25th - Interagency meeting with Windsor Health Unit at Tecumseh Fire Hall
- October 30th - Booth at Community Housing Corporation Building (2455 Rivard)

AM800

“Crime of the Week” report with AM800 radio recorded every Monday which airs every Tuesday morning and afternoon.

- October 3rd – Crime Stoppers Stat Report
- October 10th – Outstanding Homicide Case- Butterfield
- October 17th – Amherstburg Residence shot at multiple times.
- October 19th – Crime Stoppers Zone Meeting in Oxford
- October 24th – Missing Person, ADAM from Leamington
- October 31st – Arson Investigation on Tecumseh Road

St. Clair College-Media Plex and Radio CJAM FM 99.1

- Recorded weekly – Crime of the Week – TO RESUME IN OCTOBER

CTV News

- Crime Stoppers Theft of Motor Vehicles left idle- Airing beginning of November.

Social Media

- Daily/Weekly Facebook, Twitter and Instagram posts

Crime Stoppers Upcoming Calendar

- Charity Kg Calendar for 2023/2024
- MADD Ribbon Campaign- November 1st
- Christmas in Tecumseh Santa Parade- November 17th
- Chuck A Puck- Windsor Spitfires November 18th
- Leamington Chamber of Commerce Christmas- November 20th
- Wild Game Dinner at Colasanti's Tropical Garden – March 1st, 2024

This statistical report is reflective of October 1st-31st, 2023.

Crime Stoppers tip information was distributed to the following agencies during this period.

Windsor Police Service
WPS - Amherstburg Detachment
Ontario Provincial Police
LaSalle Police Service
Ministry of Revenue and Finance
Windsor & Essex County Health Unit- Tobacco Enforcement
CBSA
ROPE
Windsor Police Criminal Intelligence Unit – Cannabis Enforcement

Attached documents include Police
Coordinators Report
Monthly Statistical Report
Tip Summary Report

This Report was Prepared By:
Constable Lauren Brisco – Windsor Police Service

TOTAL POPULATION REPRESENTED – 398,718 (2019 CENSUS)

POPULATION (CITY) – 217,188

POPULATION (COUNTY) – 126,314

POPULATION (LASALLE) – 33,180

POPULATION (AMHERSTBURG) – 22,036

***SI on Statistical Report is “Since Inception” – 1985*



Windsor - Essex County Crime Stoppers - Statistical Report

Filter Date: December 2023 Run Date: 2023/10/31

Statistic	Jan	Feb	Mar	Apr	May	Jun	Jul	Aug	Sep	Oct	Nov	Dec
Tips Received	175	167	152	135	162	142	159	155	120	127	0	0
Tip Follow-ups	138	102	100	85	126	125	121	131	155	119	0	0
Arrests	4	8	9	3	2	0	3	4	7	0	0	0
Cases Cleared	2	7	11	2	2	0	3	2	6	0	0	0
Charges Laid	18	24	26	4	2	0	2	12	38	0	0	0
Fugitives	0	0	0	0	0	0	0	0	0	0	0	0
Administrative Discipline	0	0	0	0	0	0	0	0	0	0	0	0
# of Rewards Approved	1	6	8	3	2	2	0	4	2	0	0	0
Rewards Approved	\$750	\$2,700	\$3,400	\$1,000	\$300	\$350	\$0	\$600	\$1,200	\$0	\$0	\$0
# of Rewards Paid	0	3	4	2	0	1	0	0	0	0	0	0
Rewards Paid	\$0	\$1,100	\$2,700	\$800	\$0	\$150	\$0	\$0	\$0	\$0	\$0	\$0
# of Weapons Recovered	0	3	5	0	0	0	0	0	1	0	0	0
# of Vehicles Recovered	0	1	0	1	0	0	0	0	0	0	0	0
Property Recovered	\$0	\$38,750	\$3,500	\$80,000	\$0	\$0	\$0	\$0	\$0	\$0	\$0	\$0
Cash Recovered	\$910	\$13,021	\$350	\$0	\$0	\$0	\$0	\$530	\$0	\$0	\$0	\$0
Drugs Seized	\$49,250	\$62,300	\$72,230	\$0	\$0	\$0	\$0	\$3,680	\$165,000	\$0	\$0	\$0
Total Recovered	\$50,160	\$114,071	\$76,080	\$80,000	\$0	\$0	\$0	\$4,210	\$165,000	\$0	\$0	\$0

Statistic	Q1	Q2	Q3	Q4	YTD	SI
Tips Received	494	439	434	127	1,494	61,426
Tip Follow-ups	340	336	407	119	1,202	21,379
Calls Received	0	0	0	0	0	3,138
Arrests	21	5	14	0	40	7,098
Cases Cleared	20	4	11	0	35	10,433
Charges Laid	68	6	52	0	126	10,301
Fugitives	0	0	0	0	0	625
Administrative Discipline	0	0	0	0	0	3
# of Rewards Approved	15	7	6	0	28	1,885
Rewards Approved	\$6,850	\$1,650	\$1,800	\$0	\$10,300	\$1,267,385
# of Rewards Paid	7	3	0	0	10	971
Rewards Paid	\$3,800	\$950	\$0	\$0	\$4,750	\$833,652
# of Weapons Recovered	8	0	1	0	9	554
# of Vehicles Recovered	1	1	0	0	2	34
Property Recovered	\$42,250	\$80,000	\$0	\$0	\$122,250	\$13,554,173
Cash Recovered	\$14,281	\$0	\$530	\$0	\$14,811	\$604,979
Drugs Seized	\$183,780	\$0	\$168,680	\$0	\$352,460	\$119,682,048
Total Recovered	\$240,311	\$80,000	\$169,210	\$0	\$489,521	\$133,841,200

Windsor - Essex County Crime Stoppers Tip Summary Report

Created Date: 2023/10/01 to 2023/10/31

Offense Type	Count
Animal Cruelty	1
Arson	2
Assault	4
Attempt Murder	2
Breach of Condition	1
Break and Enter	4
By Law	1
Child Abuse	3
COVID-19	0
Cybercrime	2
Disqualified Driving	3
Drugs	42
Elder Abuse	1
Fraud	8
Highway Traffic Act	5
Hit and Run / Fail to Remain	1
Homicide	0
Human Smuggling	0
Human Trafficking	0
Illegal Cigarettes	0
Immigration	1

Impaired Driver	4
Indecent Act	0
Liquor (sales to minors, sales without licence)	0
Mischief	4
Missing Person	3
Motor Vehicle Collision	2
Possession of Stolen Property	4
Prostitution/Morality	0
Repeat Impaired Driver	0
Robbery	0
Sexual Assault	0
Stolen Vehicle	1
Suspended Driver	0
Suspicious Activity	3
Terrorism	0
Test Tip	0
Theft	11
Threats	1
Warrant	6
Weapons	2
<i>Other</i>	7
<i>Unknown</i>	3
Total	132



Windsor & Essex County Crime Stoppers

Police Coordinator Report November 1st- 30th, 2023

Overview

Crime Stoppers exists to provide a means for the public to pass along anonymous information that assists in solving crimes, recovering stolen property, seizing illegal drugs, and locating those for whom there is an outstanding warrant of arrest. Locally, the program is operated jointly as Windsor-Essex County Crime Stoppers and has the responsibility to receive and disseminate information to all law enforcement agencies within Essex County.

Program Education and Community Events

- November 1st – MADD Red Ribbon Campaign
- November 3rd – St. Clair College Presentation
- November 8th – Crime Prevention Week, Booth at Devonshire Mall
- November 13th – AGCO Team Meeting
- November 15th – Essex High School Presentation
- November 28th – Essex Community Information Night

AM800

“Crime of the Week” report with AM800 radio recorded every Monday which airs every Tuesday morning and afternoon.

- November 6th – Motor Vehicle Theft Robberies- WPS
- November 13th – Crime Stoppers Stat Report
- November 20th – Porch Pirates
- November 28th – Investigation continues in shooting in west-end last spring- WPS

St. Clair College-Media Plex and Radio CJAM FM 99.1

- Recorded weekly – Crime of the Week

CTV News

- Crime Stoppers Report- Airing on CTV Windsor early December

Social Media

- Daily/Weekly Facebook, Twitter and Instagram posts

Crime Stoppers Upcoming Calendar

- Charity K9 Calendar for 2023/2024
- January is Crime Stoppers Month
- Chuck A Puck- Windsor Spitfires January 13th
- Wild Game Dinner at Colasanti's Tropical Garden – March 1st, 2024

This statistical report is reflective of November 1st-30th, 2023.

Crime Stoppers tip information was distributed to the following agencies during this period.

Windsor Police Service

WPS - Amherstburg Detachment

Ontario Provincial Police

LaSalle Police Service

Ministry of Revenue and Finance

Windsor & Essex County Health Unit- Tobacco Enforcement

CBSA

ROPE

Windsor Police Criminal Intelligence Unit – Cannabis Enforcement

Attached documents include

Police

Coordinators Report

Monthly Statistical Report

Tip Summary Report

This Report was Prepared By:

Constable Lauren Brisco – Windsor Police Service

TOTAL POPULATION REPRESENTED – 398,718 (2019 CENSUS)

POPULATION (CITY) – 217,188

POPULATION (COUNTY) – 126,314

POPULATION (LASALLE) – 33,180

POPULATION (AMHERSTBURG) – 22,036

***SI on Statistical Report is “Since Inception” – 1985*



Windsor - Essex County Crime Stoppers - Statistical Report

Filter Date: December 2023 Run Date: 2023/12/01

Statistic	Jan	Feb	Mar	Apr	May	Jun	Jul	Aug	Sep	Oct	Nov	Dec
Tips Received	175	167	152	135	162	142	159	155	120	129	164	1
Tip Follow-ups	138	102	100	85	126	125	121	131	155	122	94	4
Arrests	4	8	9	3	2	0	3	4	7	0	10	0
Cases Cleared	2	7	11	2	2	0	3	2	6	0	10	0
Charges Laid	18	24	26	4	2	0	2	12	38	0	90	0
Fugitives	0	0	0	0	0	0	0	0	0	0	0	0
Administrative Discipline	0	0	0	0	0	0	0	0	0	0	0	0
# of Rewards Approved	1	6	8	3	2	2	0	4	2	0	2	0
Rewards Approved	\$750	\$2,700	\$3,400	\$1,000	\$300	\$350	\$0	\$600	\$1,200	\$0	\$1,600	\$0
# of Rewards Paid	0	3	4	2	0	1	0	0	0	0	0	0
Rewards Paid	\$0	\$1,100	\$2,700	\$800	\$0	\$150	\$0	\$0	\$0	\$0	\$0	\$0
# of Weapons Recovered	0	3	5	0	0	0	0	0	1	0	0	0
# of Vehicles Recovered	0	1	0	1	0	0	0	0	0	0	0	0
Property Recovered	\$0	\$38,750	\$3,500	\$80,000	\$0	\$0	\$0	\$0	\$0	\$0	\$12,000	\$0
Cash Recovered	\$910	\$13,021	\$350	\$0	\$0	\$0	\$0	\$530	\$0	\$0	\$3,130	\$0
Drugs Seized	\$49,250	\$62,300	\$72,230	\$0	\$0	\$0	\$0	\$3,680	\$165,000	\$0	\$8,044	\$0
Total Recovered	\$50,160	\$114,071	\$76,080	\$80,000	\$0	\$0	\$0	\$4,210	\$165,000	\$0	\$23,174	\$0

Statistic	Q1	Q2	Q3	Q4	YTD	SI
Tips Received	494	439	434	294	1,661	61,593
Tip Follow-ups	340	336	407	220	1,303	21,480
Calls Received	0	0	0	0	0	3,138
Arrests	21	5	14	10	50	7,108
Cases Cleared	20	4	11	10	45	10,443
Charges Laid	68	6	52	90	216	10,391
Fugitives	0	0	0	0	0	625
Administrative Discipline	0	0	0	0	0	3
# of Rewards Approved	15	7	6	2	30	1,887
Rewards Approved	\$6,850	\$1,650	\$1,800	\$1,600	\$11,900	\$1,268,985
# of Rewards Paid	7	3	0	0	10	971
Rewards Paid	\$3,800	\$950	\$0	\$0	\$4,750	\$833,652
# of Weapons Recovered	8	0	1	0	9	554
# of Vehicles Recovered	1	1	0	0	2	34
Property Recovered	\$42,250	\$80,000	\$0	\$12,000	\$134,250	\$13,566,173
Cash Recovered	\$14,281	\$0	\$530	\$3,130	\$17,941	\$608,109
Drugs Seized	\$183,780	\$0	\$168,680	\$8,044	\$360,504	\$119,690,092
Total Recovered	\$240,311	\$80,000	\$169,210	\$23,174	\$512,695	\$133,864,374

Windsor - Essex County Crime Stoppers Tip Summary Report

Created Date: 2023/11/01 to 2023/12/01

Offense Type	Count
Animal Cruelty	0
Arson	2
Assault	6
Attempt Murder	2
Breach of Condition	2
Break and Enter	6
By Law	0
Child Abuse	2
COVID-19	0
Cybercrime	2
Disqualified Driving	0
Drugs	26
Elder Abuse	1
Fraud	6
Highway Traffic Act	4
Hit and Run / Fail to Remain	1
Homicide	2
Human Smuggling	1
Human Trafficking	2
Illegal Cigarettes	0
Immigration	0

Impaired Driver	1
Indecent Act	0
Liquor (sales to minors, sales without licence)	1
Mischief	6
Missing Person	2
Motor Vehicle Collision	0
Possession of Stolen Property	2
Prostitution/Morality	0
Repeat Impaired Driver	1
Robbery	6
Sexual Assault	1
Stolen Vehicle	3
Suspended Driver	0
Suspicious Activity	5
Terrorism	1
Test Tip	0
Theft	44
Threats	1
Warrant	3
Weapons	17
<i>Other</i>	5
<i>Unknown</i>	1
Total	165



Crime Statistics October, 2023

November 7, 2023
Michael MENZEL
Intelligence Analyst, WPS

*Unless otherwise noted, all crime statistics in this report are compiled using the "all violations" methodology. These statistics should not be compared with those provided by the Canadian Centre for Justice Statistics (CCJS), a division of Statistics Canada. This published data measures only the most serious offence related to an incident. In addition, the CCJS includes the number of offences reported by the Windsor Detachment of the Royal Canadian Mounted Police with the Windsor Police Service crime statistics. The CCJS data should be used for comparisons between policing jurisdictions as all data is compiled using the same reporting methodology

***Unless otherwise stated, the crime statistics are shown as a combination of City of Windsor and the Town of Amherstburg**

Overall Crime

There were 2336 total violations in October of this year. This total represents 313 more violations than were reported in the same month of last year (increase of 15.47%) This total also represents a decrease of 39 violations from the 2375 reported last month (decrease of 1.6%).

Violent Crime

There were 276 incidents of violent crime in October, an increase of 35 compared to October 2022. This figure also represents a decrease of 32 from last month.

Seasonal Variations – Violent Crime

The following categories illustrate the differences in seasonal numbers broken down by Violent Crime offence:

- There were no homicides in October 2023.
- There were 24 *Sexual Assaults-Non Family* cases reported in October, 8 more than last October and the same as last month.
- *Domestic (family) assaults* were reported 55 times, 6 more than reported in October of last year, and 2 less than last month.
- There were 5 *Assault Police* cases in October, 2 more than last year and 1 more than last month.
- *Criminal Harassment* cases were reported 9 times in October, 3 less than last year and 2 less than last month.
- *Other Violent violations* (Threats, Harassing phone calls, etc.) were reported 64 times in October, 2 less than last year, and the same as last month.
- There were 3 cases of *Sexual Assaults-family*, 2 less than last October, and 4 less than last month.
- *Assaults Non-Family* cases were reported 102 times, 17 more than last year and 28 less than last month.
- The number of *Robberies and Attempt Robberies* for October of this year amounted to 14. There were 5 Robberies and Attempts reported in the same month last year. The 14 Robberies and Attempts is 4 more than last month. Of the 14 robberies;
 - 1 robbery involved a firearm
 - 3 robbery were with 'other weapon'

- 9 robberies other
- 1 attempt robbery

Property Crime

There were 1125 property crimes reported in October of this year, 153 more occurrences than in October of last year (increase of 15.74%) and 39 less than was reported last month.

Seasonal Variations – Property Crimes

The following categories illustrate the differences in seasonal numbers broken down by Property Crime offence:

- *Arson* – 5 reported in October 2023, 4 less than last year.
- *B&E's and Attempts* – 120 reported in October 2023, 10 less than October 2022 and the same as last month. Of the 120 B&E's and Attempts reported;
 - 38 were to businesses
 - 42 were to dwellings
 - 25 were to “other buildings or places”
 - 5 were unlawfully in a dwelling
 - 10 were attempts
 - 0 B&E involving a firearm
- *Theft under \$5000* – 390 reported in October of this year, 31 more than October of last year and 68 less than last month.
- *Thefts from Motor Vehicles* – 185 incidents reported in October of this year, 97 more than last October, and 45 more than last month.
- *Possession of Stolen Goods* – 23 occurrences reported in October of this year, 9 more than the same month last year and 6 more than last month.¹
- *Fraud* – 159 incidents of Fraud were reported in October of this year, 12 more than October 2022, and 30 less than last month.
- *Mischief* – 167 occurrences of Mischief were reported in October of this year, 19 more than last year and 14 more than last month.
- *Vehicle thefts or attempts* – 64 thefts or attempt thefts of motor vehicles, 2 less than October 2022 and 5 more than last month.
- *Theft Over \$5000* – there were 12 occurrences of Theft Over reported in October, 1 more than October 2022 and 3 less than last month.

¹ Although counted toward the total property crime numbers, a decrease in possession of stolen goods is a negative enforcement indicator as it occurs as a result of an arrest and seized of stolen goods

There were 30 *Firearms/Offensive Weapons* offences reported in October of 2023, 11 more than last year and 6 more than last month.

“*Other Criminal Code*” offences (consisting mostly of Breach offences) were reported 148 times, 6 more than what was reported in October of last year and 10 less than last month.

There were 337 Intimate Partner related occurrences reported to in October of 2023. This total is 44 less than last month.

Youth Related Incidents

There were 16 occurrences where Young Persons were charged in October of 2023. Of the 16 occurrences,

- 7 were a crime of violence ,
- 5 property related offence,
- 0 were accidents
- 0 were for Drug Offences
- 1 was “other Criminal Code” offence
- 2 were for other offences
- 1 was internal tracking events

Traffic Related Statistics

There were 694 occurrences involving motor vehicles in October 2023, 121 more than the same month last year (21.12% increase).



Windsor Police Service General Occurrence Reports for:

2023

PROTECTED B

*Unless otherwise noted, all crime statistics in this report are compiled using the "all violations" methodology

09883 - 11/07/2023 07:02 AM

January	February	March	April	May	June	July	August	September	October	November	December
---------	----------	-------	-------	-----	------	------	--------	-----------	----------------	----------	----------

Offense Name	Occurrences	Occurrences Last Year	Variance	Variance %	YTD	YTD Previous Year	YTD Variance	YTD Variance %	Cleared by Charge	Charged %	Cleared by Charge YTD	Cleared	Cleared %	Cleared YTD	Cleared YTD %
Total Crimes Against Person	276	241	35	14.52%	2861	2591	270	10.42%	168	60.87%	1975	228	82.61%	2358	82.42%
Homicide					2	1	1	100.00%			2			2	100.00%
Manslaughter						1	-1	-100.00%							
Violence Causing Death						1	-1	-100.00%							
Attempt Murder					7	10	-3	-30.00%			4			5	71.43%
Sexual Assaults - Family	3	5	-2	-40.00%	42	64	-22	-34.38%			26	3	100.00%	33	78.57%
Sexual Assaults - Non Family	24	16	8	50.00%	188	152	36	23.68%	10	41.67%	110	13	54.17%	130	69.15%
Assault - Family	55	49	6	12.24%	578	674	-96	-14.24%	45	81.82%	492	53	96.36%	552	95.50%
Assault - Non Family	102	85	17	20.00%	1087	841	246	29.25%	67	65.69%	759	92	90.20%	927	85.28%
Assault Peace/Police Officers	5	3	2	66.67%	47	33	14	42.42%	4	80.00%	44	5	100.00%	47	100.00%
Robberies & Attempts	14	5	9	180.00%	136	103	33	32.04%	7	50.00%	72	10	71.43%	84	61.76%
Criminal Harassment	9	12	-3	-25.00%	118	98	20	20.41%	2	22.22%	85	6	66.67%	99	83.90%
Other Violent Violations	64	66	-2	-3.03%	656	613	43	7.01%	33	51.56%	381	46	71.88%	479	73.02%
Total Crimes Against Property	1125	972	153	15.74%	10713	10034	679	6.77%	91	8.09%	1328	111	9.87%	1622	15.14%
Arson	5	9	-4	-44.44%	73	54	19	35.19%	1	20.00%	15	1	20.00%	16	21.92%
Break and Enters & Attempts	120	130	-10	-7.69%	1168	1328	-160	-12.05%	11	9.17%	197	14	11.67%	240	20.55%
MV Thefts & Attempts	64	66	-2	-3.03%	645	602	43	7.14%	2	3.13%	54	2	3.13%	86	13.33%
Thefts > \$5000	12	11	1	9.09%	118	86	32	37.21%			9			11	9.32%
Thefts < \$5000	390	359	31	8.64%	4031	3673	358	9.75%	9	2.31%	298	16	4.10%	406	10.07%
Theft from MV < \$5000	185	88	97	110.23%	1180	1087	93	8.56%	2	1.08%	20	3	1.62%	32	2.71%
Possess Stolen Goods	23	14	9	64.29%	198	153	45	29.41%	18	78.26%	165	22	95.65%	175	88.38%
Fraud	159	147	12	8.16%	1737	1558	179	11.49%	13	8.18%	166	13	8.18%	204	11.74%
Mischief	167	148	19	12.84%	1563	1493	70	4.69%	35	20.96%	404	40	23.95%	452	28.92%
Total Other Criminal Code	178	161	17	10.56%	2001	1747	254	14.54%	118	66.29%	1542	138	77.53%	1674	83.66%
Firearms/Offensive Weapons	30	19	11	57.89%	277	235	42	17.87%	19	63.33%	177	22	73.33%	197	71.12%
Other Criminal Code	148	142	6	4.23%	1724	1512	212	14.02%	99	66.89%	1365	116	78.38%	1477	85.67%
Total Other Offences	183	204	-21	-10.29%	2035	2113	-78	-3.69%	87	47.54%	1095	95	51.91%	1165	57.25%
Drug Offences	17	30	-13	-43.33%	182	230	-48	-20.87%	16	94.12%	160	16	94.12%	169	92.86%
Other Federal Charges	4	2	2	100.00%	49	181	-132	-72.93%			6			14	28.57%
Provincial Statutes	40	40	0	0.00%	451	377	74	19.63%	2	5.00%	27	4	10.00%	55	12.20%
Traffic Criminal Code	122	132	-10	-7.58%	1353	1325	28	2.11%	69	56.56%	902	75	61.48%	927	68.51%
Total Accidents	572	441	131	29.71%	5481	4236	1245	29.39%	38	6.64%	440	39	6.82%	462	8.43%
Total Bylaws	2	4	-2	-50.00%	63	56	7	12.50%			6			9	14.29%
Total	2336	2023	313	15.47%	23154	20777	2377	11.44%	502	21.49%	6386	611	26.16%	7290	31.48%



Windsor Police Service General Occurrence Reports for:

2023

PROTECTED B

*Unless otherwise noted, all crime statistics in this report are compiled using the "all violations" methodology

09883 - 11/07/2023 07:04 AM

January	February	March	April	May	June	July	August	September	October	November	December
---------	----------	-------	-------	-----	------	------	--------	-----------	----------------	----------	----------

Municipality	Occurrences	Occurrences Last Year	Variance	Variance %	YTD	YTD Previous Year	YTD Variance	YTD Variance %	Cleared by Charge	Charged %	Cleared by Charge YTD	Cleared	Cleared %	Cleared YTD	Cleared YTD %
<input type="checkbox"/> AMHERSTBURG	80	85	-5	-5.88%	955	806	149	18.49%	22	27.50%	300	26	32.50%	356	37.28%
<input type="checkbox"/> Total Crimes Against Person	10	12	-2	-16.67%	114	134	-20	-14.93%	6	60.00%	70	9	90.00%	89	78.07%
<input type="checkbox"/> Sexual Assaults - Family						6	-6	-100.00%							
<input type="checkbox"/> Sexual Assaults - Non Family	1		1		6	3	3	100.00%	1	100.00%	4	1	100.00%	5	83.33%
<input type="checkbox"/> Assault - Family	3	3	0	0.00%	21	35	-14	-40.00%	2	66.67%	16	3	100.00%	20	95.24%
<input type="checkbox"/> Assault - Non Family	3	1	2	200.00%	33	32	1	3.13%	3	100.00%	26	3	100.00%	31	93.94%
<input type="checkbox"/> Assault Peace/Police Officers					2	1	1	100.00%			2			2	100.00%
<input type="checkbox"/> Robberies & Attempts		1	-1	-100.00%	1	2	-1	-50.00%							
<input type="checkbox"/> Criminal Harassment					8	12	-4	-33.33%			7			7	87.50%
<input type="checkbox"/> Other Violent Violations	3	7	-4	-57.14%	43	43	0	0.00%			15	2	66.67%	24	55.81%
<input type="checkbox"/> Total Crimes Against Property	32	33	-1	-3.03%	368	281	87	30.96%	2	6.25%	54	2	6.25%	82	22.28%
<input type="checkbox"/> Arson					3	2	1	50.00%							
<input type="checkbox"/> Break and Enters & Attempts	3	6	-3	-50.00%	36	39	-3	-7.69%			4			7	19.44%
<input type="checkbox"/> MV Thefts & Attempts	4	2	2	100.00%	29	19	10	52.63%			4			8	27.59%
<input type="checkbox"/> Thefts > \$5000	2		2		7	3	4	133.33%							
<input type="checkbox"/> Thefts < \$5000	5	10	-5	-50.00%	83	64	19	29.69%			10			18	21.69%
<input type="checkbox"/> Theft from MV < \$5000	4		4		30	19	11	57.89%			1			3	10.00%
<input type="checkbox"/> Possess Stolen Goods	2		2		12	5	7	140.00%	2	100.00%	11	2	100.00%	11	91.67%
<input type="checkbox"/> Fraud	9	5	4	80.00%	106	68	38	55.88%			13			17	16.04%
<input type="checkbox"/> Mischief	3	10	-7	-70.00%	62	62	0	0.00%			11			18	29.03%
<input type="checkbox"/> Total Other Criminal Code	5	5	0	0.00%	50	59	-9	-15.25%	4	80.00%	34	5	100.00%	38	76.00%
<input type="checkbox"/> Firearms/Offensive Weapons	3		3		8	2	6	300.00%	3	100.00%	5	3	100.00%	5	62.50%
<input type="checkbox"/> Other Criminal Code	2	5	-3	-60.00%	42	57	-15	-26.32%	1	50.00%	29	2	100.00%	33	78.57%
<input type="checkbox"/> Total Other Offences	10	13	-3	-23.08%	157	107	50	46.73%	3	30.00%	88	3	30.00%	92	58.60%
<input type="checkbox"/> Drug Offences	1		1		7	2	5	250.00%	1	100.00%	5	1	100.00%	6	85.71%
<input type="checkbox"/> Other Federal Charges					6	2	4	200.00%			1			3	50.00%
<input type="checkbox"/> Provincial Statutes	3	1	2	200.00%	21	20	1	5.00%			2			3	14.29%
<input type="checkbox"/> Traffic Criminal Code	6	12	-6	-50.00%	123	83	40	48.19%	2	33.33%	80	2	33.33%	80	65.04%
<input type="checkbox"/> Total Accidents	23	21	2	9.52%	256	214	42	19.63%	7	30.43%	54	7	30.43%	55	21.48%
<input type="checkbox"/> Accidents	23	21	2	9.52%	256	214	42	19.63%	7	30.43%	54	7	30.43%	55	21.48%
<input type="checkbox"/> Total Bylaws		1	-1	-100.00%	10	11	-1	-9.09%							
<input type="checkbox"/> Bylaws		1	-1	-100.00%	10	11	-1	-9.09%							
Total	80	85	-5	-5.88%	955	806	149	18.49%	22	27.50%	300	26	32.50%	356	37.28%



Windsor Police Service General Occurrence Reports for:

2023

PROTECTED B

*Unless otherwise noted, all crime statistics in this report are compiled using the "all violations" methodology

09883 - 11/07/2023 07:04 AM

January	February	March	April	May	June	July	August	September	October	November	December
---------	----------	-------	-------	-----	------	------	--------	-----------	----------------	----------	----------

Municipality	Occurrences	Occurrences Last Year	Variance	Variance %	YTD	YTD Previous Year	YTD Variance	YTD Variance %	Cleared by Charge	Charged %	Cleared by Charge YTD	Cleared	Cleared %	Cleared YTD	Cleared YTD %
<input checked="" type="checkbox"/> WINDSOR	2256	1938	318	16.41%	22199	19971	2228	11.16%	480	21.28%	6086	585	25.93%	6934	31.24%
<input checked="" type="checkbox"/> Total Crimes Against Person	266	229	37	16.16%	2747	2457	290	11.80%	162	60.90%	1905	219	82.33%	2269	82.60%
<input checked="" type="checkbox"/> Homicide					2	1	1	100.00%			2			2	100.00%
<input checked="" type="checkbox"/> Manslaughter						1	-1	-100.00%							
<input checked="" type="checkbox"/> Violence Causing Death						1	-1	-100.00%							
<input checked="" type="checkbox"/> Attempt Murder					7	10	-3	-30.00%			4			5	71.43%
<input checked="" type="checkbox"/> Sexual Assaults - Family	3	5	-2	-40.00%	42	58	-16	-27.59%			26	3	100.00%	33	78.57%
<input checked="" type="checkbox"/> Sexual Assaults - Non Family	23	16	7	43.75%	182	149	33	22.15%	9	39.13%	106	12	52.17%	125	68.68%
<input checked="" type="checkbox"/> Assault - Family	52	46	6	13.04%	557	639	-82	-12.83%	43	82.69%	476	50	96.15%	532	95.51%
<input checked="" type="checkbox"/> Assault - Non Family	99	84	15	17.86%	1054	809	245	30.28%	64	64.65%	733	89	89.90%	896	85.01%
<input checked="" type="checkbox"/> Assault Peace/Police Officers	5	3	2	66.67%	45	32	13	40.63%	4	80.00%	42	5	100.00%	45	100.00%
<input checked="" type="checkbox"/> Robberies & Attempts	14	4	10	250.00%	135	101	34	33.66%	7	50.00%	72	10	71.43%	84	62.22%
<input checked="" type="checkbox"/> Criminal Harassment	9	12	-3	-25.00%	110	86	24	27.91%	2	22.22%	78	6	66.67%	92	83.64%
<input checked="" type="checkbox"/> Other Violent Violations	61	59	2	3.39%	613	570	43	7.54%	33	54.10%	366	44	72.13%	455	74.23%
<input checked="" type="checkbox"/> Total Crimes Against Property	1093	939	154	16.40%	10345	9753	592	6.07%	89	8.14%	1274	109	9.97%	1540	14.89%
<input checked="" type="checkbox"/> Arson	5	9	-4	-44.44%	70	52	18	34.62%	1	20.00%	15	1	20.00%	16	22.86%
<input checked="" type="checkbox"/> Break and Enters & Attempts	117	124	-7	-5.65%	1132	1289	-157	-12.18%	11	9.40%	193	14	11.97%	233	20.58%
<input checked="" type="checkbox"/> MV Thefts & Attempts	60	64	-4	-6.25%	616	583	33	5.66%	2	3.33%	50	2	3.33%	78	12.66%
<input checked="" type="checkbox"/> Thefts > \$5000	10	11	-1	-9.09%	111	83	28	33.73%			9			11	9.91%
<input checked="" type="checkbox"/> Thefts < \$5000	385	349	36	10.32%	3948	3609	339	9.39%	9	2.34%	288	16	4.16%	388	9.83%
<input checked="" type="checkbox"/> Theft from MV < \$5000	181	88	93	105.68%	1150	1068	82	7.68%	2	1.10%	19	3	1.66%	29	2.52%
<input checked="" type="checkbox"/> Possess Stolen Goods	21	14	7	50.00%	186	148	38	25.68%	16	76.19%	154	20	95.24%	164	88.17%
<input checked="" type="checkbox"/> Fraud	150	142	8	5.63%	1631	1490	141	9.46%	13	8.67%	153	13	8.67%	187	11.47%
<input checked="" type="checkbox"/> Mischief	164	138	26	18.84%	1501	1431	70	4.89%	35	21.34%	393	40	24.39%	434	28.91%
<input checked="" type="checkbox"/> Total Other Criminal Code	173	156	17	10.90%	1951	1688	263	15.58%	114	65.90%	1508	133	76.88%	1636	83.85%
<input checked="" type="checkbox"/> Firearms/Offensive Weapons	27	19	8	42.11%	269	233	36	15.45%	16	59.26%	172	19	70.37%	192	71.38%
<input checked="" type="checkbox"/> Other Criminal Code	146	137	9	6.57%	1682	1455	227	15.60%	98	67.12%	1336	114	78.08%	1444	85.85%
<input checked="" type="checkbox"/> Total Other Offences	173	191	-18	-9.42%	1878	2006	-128	-6.38%	84	48.55%	1007	92	53.18%	1073	57.14%
<input checked="" type="checkbox"/> Drug Offences	16	30	-14	-46.67%	175	228	-53	-23.25%	15	93.75%	155	15	93.75%	163	93.14%
<input checked="" type="checkbox"/> Other Federal Charges	4	2	2	100.00%	43	179	-136	-75.98%			5			11	25.58%
<input checked="" type="checkbox"/> Provincial Statutes	37	39	-2	-5.13%	430	357	73	20.45%	2	5.41%	25	4	10.81%	52	12.09%
<input checked="" type="checkbox"/> Traffic Criminal Code	116	120	-4	-3.33%	1230	1242	-12	-0.97%	67	57.76%	822	73	62.93%	847	68.86%
<input checked="" type="checkbox"/> Total Accidents	549	420	129	30.71%	5225	4022	1203	29.91%	31	5.65%	386	32	5.83%	407	7.79%
<input checked="" type="checkbox"/> Total Bylaws	2	3	-1	-33.33%	53	45	8	17.78%			6			9	16.98%
Total	2256	1938	318	16.41%	22199	19971	2228	11.16%	480	21.28%	6086	585	25.93%	6934	31.24%



PROTECTED B

Windsor Police Service MVA Related Occurrence Reports for:

2023 ▼

January	February	March	April	May	June	July	August	September	October	November	December
---------	----------	-------	-------	-----	------	------	--------	-----------	---------	----------	----------

Offense_Name	Occurrences	Occurrences Last Year	Variance	Variance %	YTD	YTD Previous Year	YTD Variance	YTD Variance %	Cleared by Charge	Charged %	Cleared by Charge YTD	Cleared	Cleared %	Cleared YTD %
<input type="checkbox"/> Total Other Offences	122	132	-10	-7.58%	1353	1325	28	2.11%	69	56.56%	902	75	61.48%	68.51%
<input type="checkbox"/> Traffic Criminal Code	122	132	-10	-7.58%	1353	1325	28	2.11%	69	56.56%	902	75	61.48%	68.51%
<input type="checkbox"/> CARELESS DRIVING HTA	11	23	-12	-52.17%	151	153	-2	-1.31%	7	63.64%	100	7	63.64%	66.23%
<input type="checkbox"/> DANG OPER MV,VESSEL,AIRCRAFT	3	4	-1	-25.00%	39	30	9	30.00%	3	100.00%	35	3	100.00%	89.74%
<input type="checkbox"/> DANGEROUS OP MV EVADE POLICE	2	4	-2	-50.00%	12	12	0	0.00%	2	100.00%	7	2	100.00%	66.67%
<input type="checkbox"/> DANGEROUS OPERATION CBH					2	3	-1	-33.33%			2			100.00%
<input type="checkbox"/> DRIVE SUSPENDED HTA	36	26	10	38.46%	360	324	36	11.11%	21	58.33%	327	21	58.33%	91.94%
<input type="checkbox"/> DRIVING WHILE PROHIBITED	4	6	-2	-33.33%	47	31	16	51.61%	3	75.00%	46	3	75.00%	97.87%
<input type="checkbox"/> FAIL TO REMAIN/CRIMINAL CODE	3	2	1	50.00%	19	29	-10	-34.48%	2	66.67%	13	2	66.67%	68.42%
<input type="checkbox"/> FAIL TO REMAIN/HTA/OTHER	25	30	-5	-16.67%	415	482	-67	-13.90%	1	4.00%	89	1	4.00%	21.69%
<input type="checkbox"/> FAIL TO STOP CAUSE BODILY HARM						1	-1	-100.00%						
<input type="checkbox"/> FAIL TO STOP CAUSING DEATH					1	1	0	0.00%			1			100.00%
<input type="checkbox"/> FAIL/REFUSE COMPLY DEMAND ALCO	5	2	3	150.00%	39	31	8	25.81%	5	100.00%	39	5	100.00%	100.00%
<input type="checkbox"/> FTC DEMAND (UNSPECIFIED)					1		1				1			100.00%
<input type="checkbox"/> FTC WITH DEMAND (ALCOHOL/DRUG)					2		2				2			100.00%
<input type="checkbox"/> FTC WITH DEMAND (DRUGS)					4	1	3	300.00%			4			100.00%
<input type="checkbox"/> IMPAIRED CAUSING DEATH (ALCOH)						1	-1	-100.00%						
<input type="checkbox"/> IMPAIRED OPER CBH (DRUGS)						1	-1	-100.00%						
<input type="checkbox"/> IMPAIRED OPERATION - DRUGS	4	2	2	100.00%	51	34	17	50.00%	3	75.00%	45	4	100.00%	98.04%
<input type="checkbox"/> OPERATE IMPAIRED (UNSPECIFIED)	1		1		1		1							
<input type="checkbox"/> OPERATE IMPAIRED ALCOHOL/DRUGS	2	1	1	100.00%	28	8	20	250.00%			23	1	50.00%	92.86%
<input type="checkbox"/> OPERATE WHILE IMP (ALCOHOL)	26	32	-6	-18.75%	181	183	-2	-1.09%	22	84.62%	168	26	100.00%	98.90%
<input type="checkbox"/> Total Accidents	572	441	131	29.71%	5481	4236	1245	29.39%	38	6.64%	440	39	6.82%	8.43%
<input type="checkbox"/> Accidents	572	441	131	29.71%	5481	4236	1245	29.39%	38	6.64%	440	39	6.82%	8.43%
<input type="checkbox"/> CRC MVA FAIL TO REMAIN	60	8	52	650.00%	502	47	455	968.09%			3			0.80%
<input type="checkbox"/> CRC MVA INJURY	4	23	-19	-82.61%	222	102	120	117.65%			3			1.80%
<input type="checkbox"/> CRC MVA NON-REPORTABLE	1	20	-19	-95.00%	67	51	16	31.37%						1.49%
<input type="checkbox"/> CRC MVA REPORTABLE	356	213	143	67.14%	3277	2251	1026	45.58%	1	0.28%	9	1	0.28%	0.61%
<input type="checkbox"/> MVA-FATAL	3		3		11	4	7	175.00%	1	33.33%	5	1	33.33%	45.45%
<input type="checkbox"/> MVA-INJURY	61	60	1	1.67%	513	837	-324	-38.71%	12	19.67%	144	12	19.67%	28.27%
<input type="checkbox"/> MVA-NON-REPORTABLE	3	8	-5	-62.50%	83	94	-11	-11.70%			9			10.84%
<input type="checkbox"/> MVA-REPORTABLE	84	109	-25	-22.94%	806	850	-44	-5.18%	24	28.57%	267	25	29.76%	34.00%
Total	694	573	121	21.12%	6834	5561	1273	22.89%	107	15.42%	1342	114	16.43%	20.32%



Windsor Police Occurrences Over Time

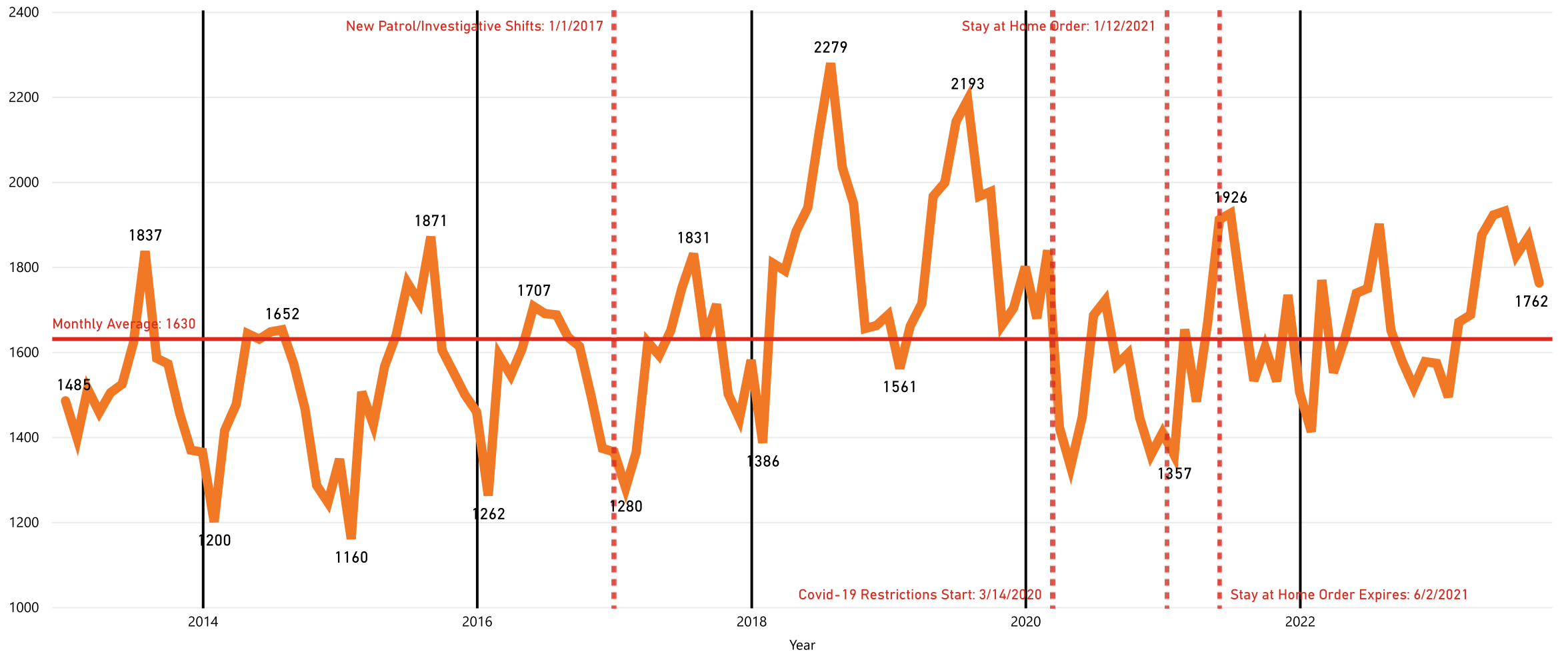
PROTECTED B

Crimes Against Person	Crimes Against Property	Other Offences	Total Other Criminal Code
-----------------------	-------------------------	----------------	---------------------------

1.63K Avg per month	Date	
	1/1/2013	10/31/2023

Category: grid: municipality:

Occurrences, Occurrences Last Year, Variance and Variance % by Year and Month



© Windsor Police Service. All Rights Reserved. • The date selection of 'Occurrences over time - Chart' is linked to the tab 'Occurrences over time - Table' to ensure they show the same data.

09883 - 11/07/2023 07:11 AM



Category (groups)

- Total Accidents
- Total Bylaws
- Total Crimes Against Person
- Total Crimes Against Property**
- Total Internal Tracking
- Total Other Criminal Code
- Total Other Offences


Date Range

1/1/2019 10/31/2023

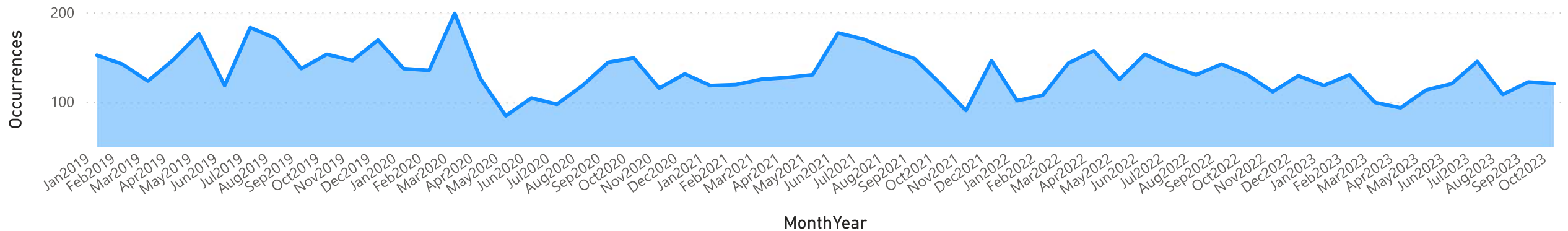
Break and Enters & Attempts

Category	2019	2020	2021	2022	2023	Total
Break and Enters & Attempts	1817	1539	1628	1568	1168	7720
ATTEMPT-BREAK AND ENTER	168	210	174	152	111	815
BREAK & ENTER-FIREARMS	6	6	2	3	1	18
BREAK AND ENTER BUSINESS	633	498	500	578	374	2583
BREAK AND ENTER DWELLING	818	569	624	533	422	2966
BREAK AND ENTER OTHER	192	235	275	258	202	1162
UNLAWFULLY IN A DWELLING		21	53	44	58	176
Total	1817	1539	1628	1568	1168	7720

Occurrences by district



Occurrences by MonthYear





Category (groups)

- Total Accidents
- Total Bylaws
- Total Crimes Against Person
- Total Crimes Against Property**
- Total Internal Tracking
- Total Other Criminal Code
- Total Other Offences


Date Range

1/1/2019 10/31/2023

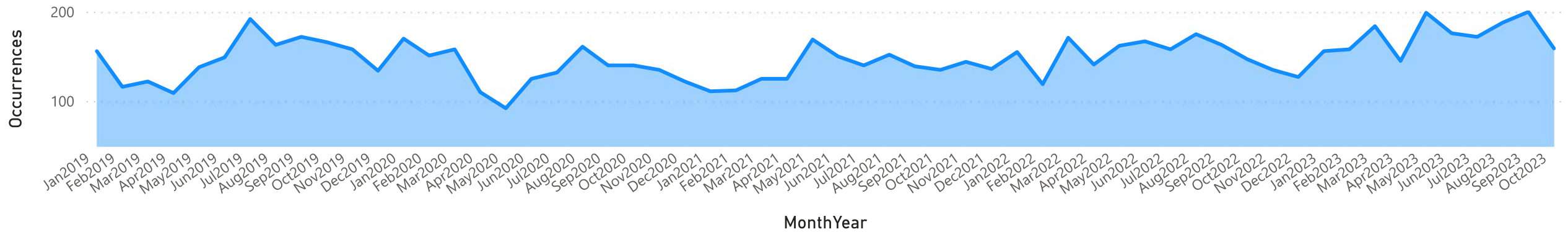
Fraud

Category	2019	2020	2021	2022	2023	Total
Fraud	1775	1636	1638	1820	1737	8606
FRAUD BY CHEQUE	185	139	125	150	146	745
FRAUD BY COMPUTER	138	190	273	439	331	1371
FRAUD BY CREDIT CARD	592	507	471	539	479	2588
FRAUD OTHER MEANS	636	543	479	354	506	2518
IDENTITY FRAUD	177	196	174	211	150	908
IDENTITY THEFT	47	61	116	127	125	476
Total	1775	1636	1638	1820	1737	8606

Occurrences by district



Occurrences by MonthYear





Windsor Police Intimate Partner Occurrences Over Time

PROTECTED B

302.16

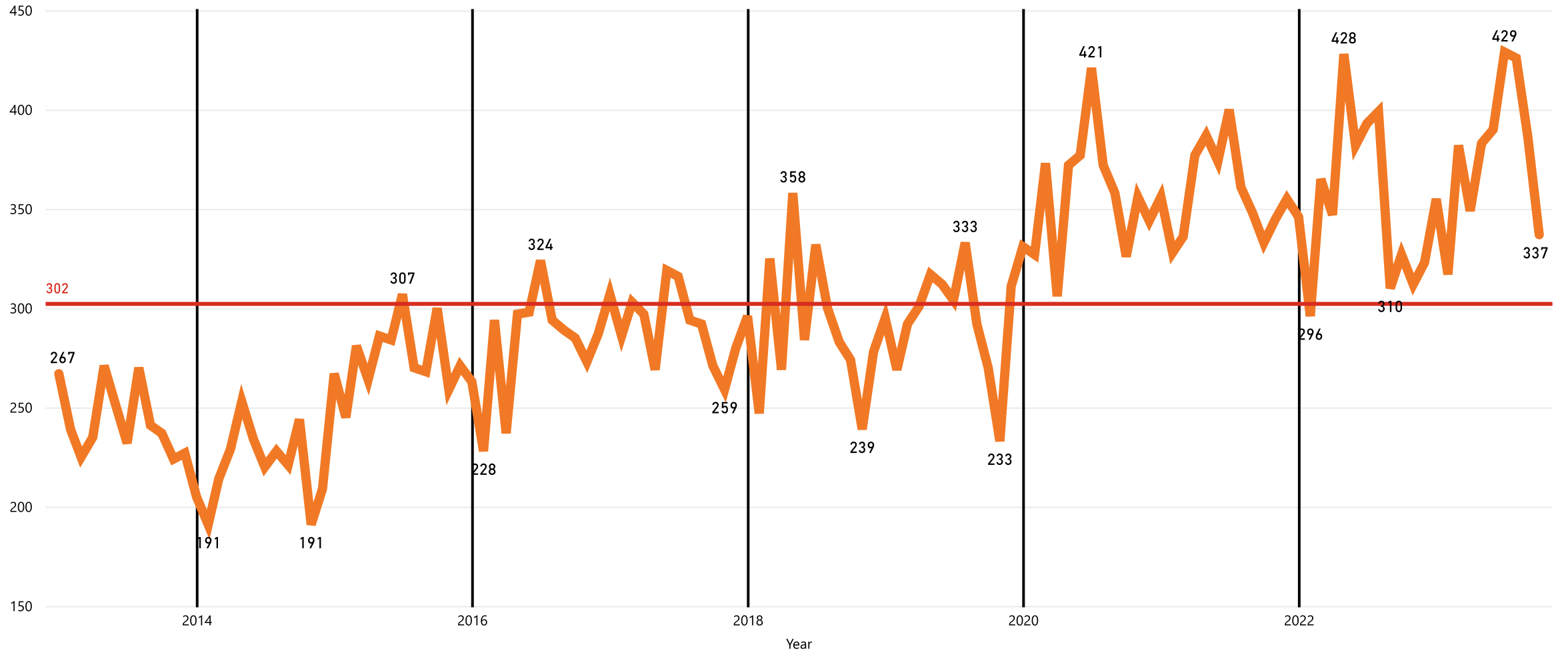
Avg per month

Date

1/1/2013

10/31/2023

Occurrences, Occurrences Last Year, Variance and Variance % by Year and Month



© Windsor Police Service. All Rights Reserved. • The date selection of 'Occurrences over time - Chart' is linked to the tab 'Occurrences over time - Table' to ensure they show the same data.

09883 - 11/07/2023 07:14 AM



Windsor Police Service Person Crime Occurrence Reports for:

2023

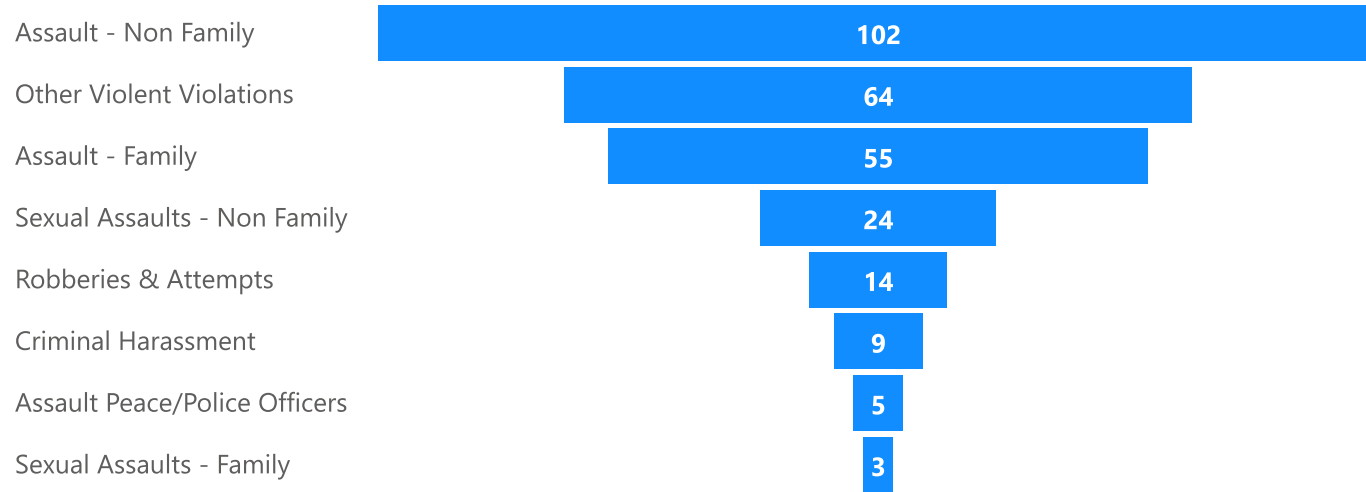
PROTECTED B

*Unless otherwise noted, all crime statistics in this report are compiled using the "all violations" methodology

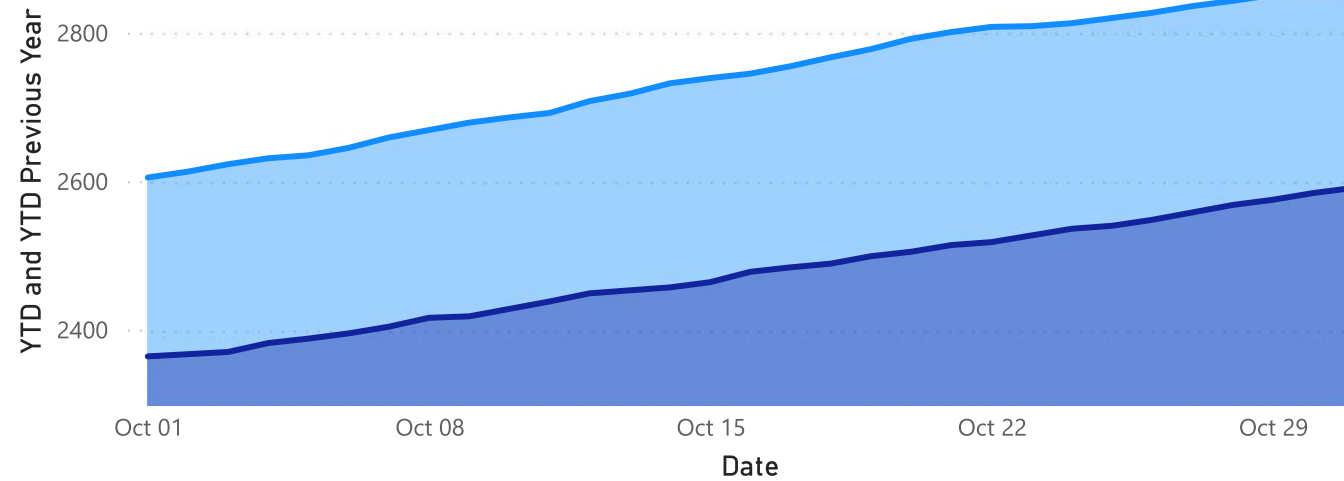
09883 - 11/07/2023 07:08 AM

- January
- February
- March
- April
- May
- June
- July
- August
- September
- October**
- November
- December

Occurrences by groupingheading



● YTD ● YTD Previous Year



Occurrences by zone



© Windsor Police Service. All Rights Reserved.

09883 - 11/07/2023 07:08 AM



Windsor Police Service Property Crime Occurrence Reports for:

2023

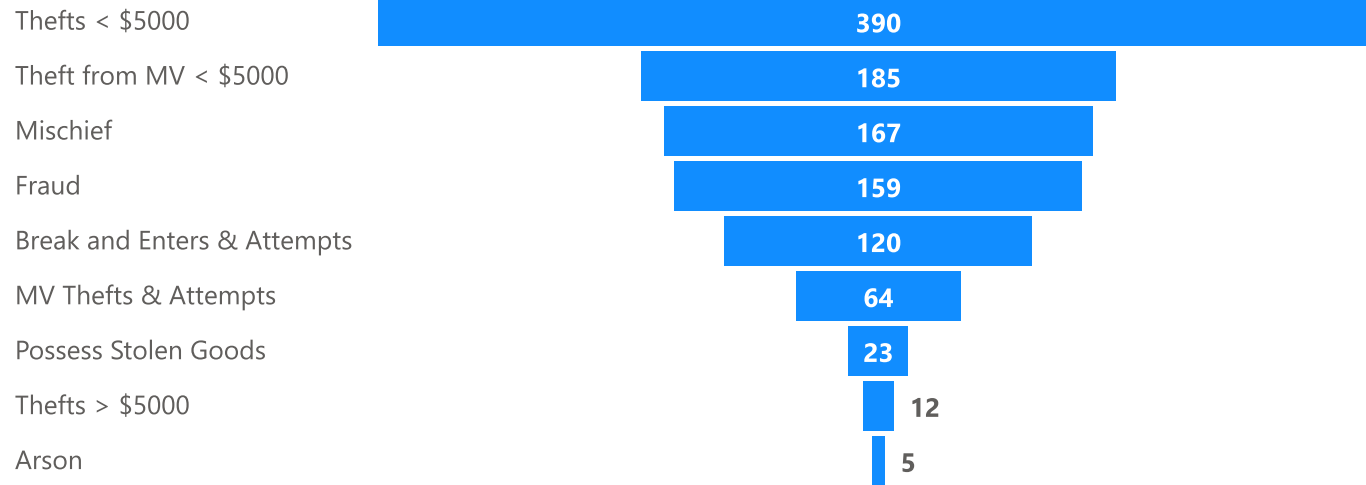
PROTECTED B

*Unless otherwise noted, all crime statistics in this report are compiled using the "all violations" methodology

09883 - 11/07/2023 07:09 AM

- January
- February
- March
- April
- May
- June
- July
- August
- September
- October**
- November
- December

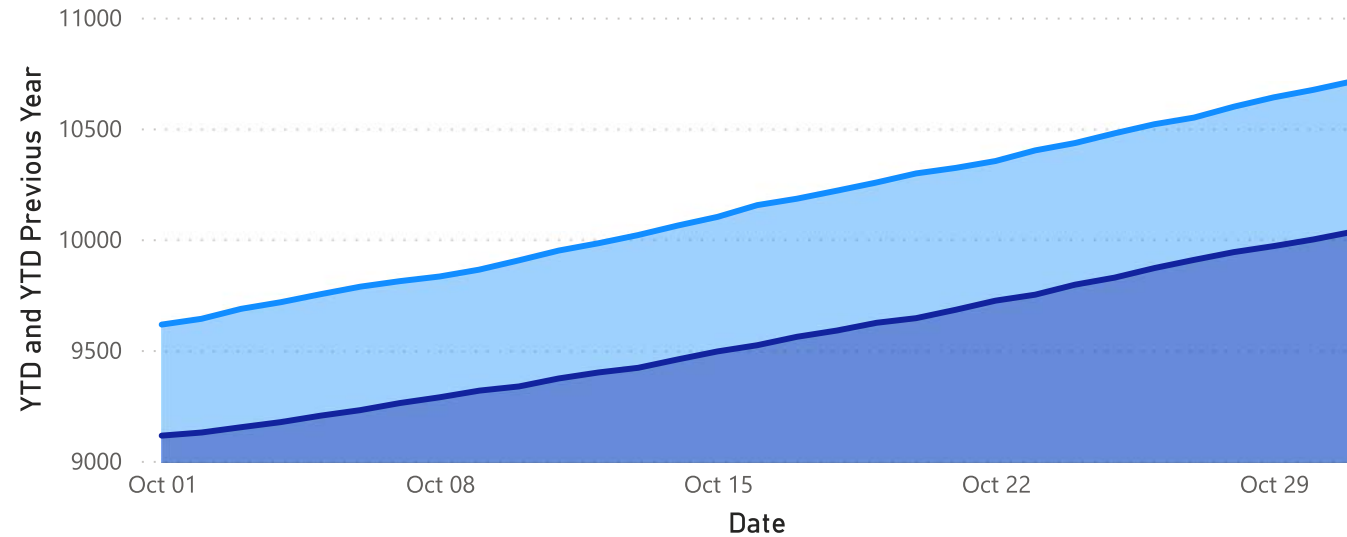
Occurrences by Category



Occurrences by zone



● YTD ● YTD Previous Year





Category (groups)

- Total Accidents
- Total Bylaws
- Total Crimes Against Person**
- Total Crimes Against Property
- Total Internal Tracking
- Total Other Criminal Code
- Total Other Offences


Date Range

1/1/2019 10/31/2023

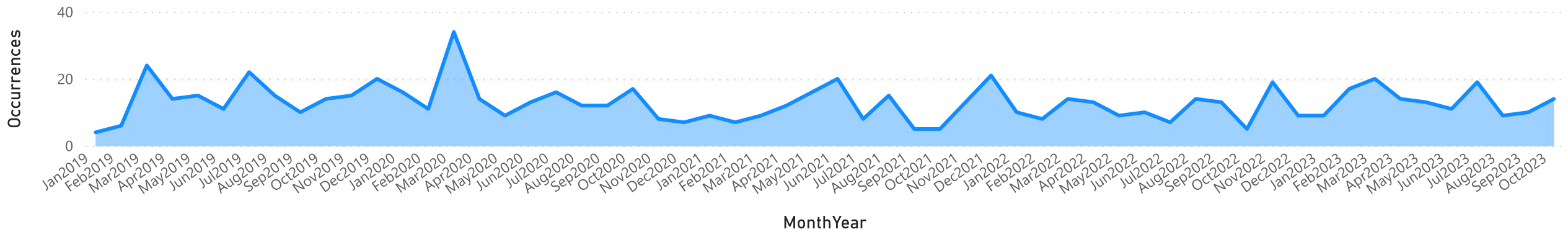
Robberies & Attempts

Category	2019	2020	2021	2022	2023	Total
Robberies & Attempts	170	169	140	131	136	746
ATTEMPT ROBBERY ALL TYPES	8	5	3	7	6	29
ROBBERIES OTHER	91	90	72	66	77	396
ROBBERY WITH FIREARM	15	18	16	14	10	73
ROBBERY WITH OTHER WEAPON	56	56	49	44	43	248
Total	170	169	140	131	136	746

Occurrences by district



Occurrences by MonthYear





Category (groups)

- Total Accidents
- Total Bylaws
- Total Crimes Against Person**
- Total Crimes Against Property
- Total Internal Tracking
- Total Other Criminal Code
- Total Other Offences


Date Range

1/1/2019 10/31/2023

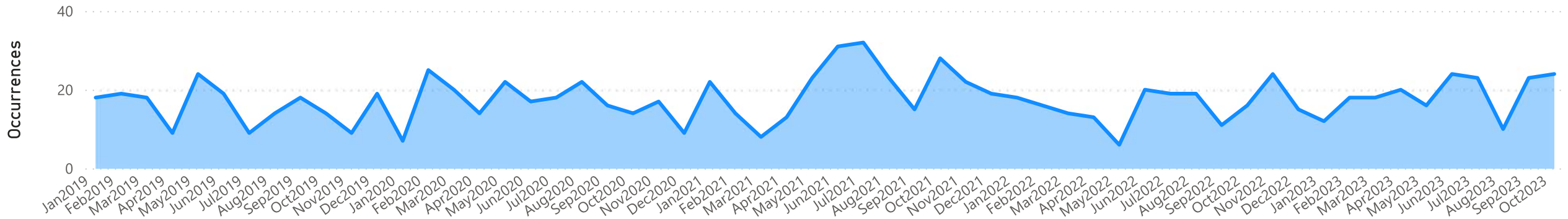
Sexual Assaults - Non Family

Category	2019	2020	2021	2022	2023	Total
<input checked="" type="checkbox"/> Sexual Assaults - Non Family	190	201	250	191	188	1020
SEXUAL ASSAULT NON-FAMILY	122	115	154	120	122	633
NON-CONS DISTR INTIMATE IMAGE	10	25	24	17	20	96
SEX INTERFERENCE NON-FAM <16	15	19	21	9	12	76
LURE A CHILD VIA COMPUTER <18	7	9	26	14	5	61
SEXUAL ASSLT PENETRAT N-FAMILY	12	7	8	5	15	47
INVITE SEX TOUCH NON FAM <16	6	8	2	4	5	25
VOYEURISM	7	5	3	4	3	22
SEX EXPLCT MATERL TO CHILD WIT	7	4	3	4	2	20
SEX ASSLT W WEAPON NON-FAMILY	2	5	3	6	1	17
SEX EXPLOIT NON-FAM >=16<18		2	3	3		8
CORRUPT MORALS OF A CHILD <18			1	3	1	5
AGGR SEX ASSAULT-NON FAMILY	2			2		4
Total	190	201	250	191	188	1020

Occurrences by district



Occurrences by MonthYear



© Windsor Police Service. All Rights Reserved.

MonthYear

09883 - 11/07/2023 11:00 AM



Windsor Police Service General Occurrence Young Offender Reports for:

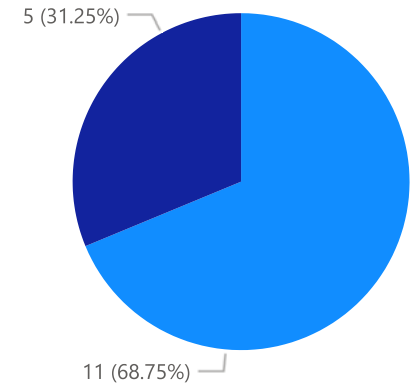
2023

PROTECTED B

January	February	March	April	May	June	July	August	September	October	November	December
---------	----------	-------	-------	-----	------	------	--------	-----------	----------------	----------	----------

Offense_Name	Junior Female	Senior Female	Total Female YO	Junior Male	Senior Male	Total Male YO	Total YO
Total Crimes Against Person	1	2	3	1	3	4	7
AGGR ASSAULT LEVEL III NON-FAM	0	0	0	0	1	1	1
ASSAULT LEVEL I FAMILY	1	0	1	0	0	0	1
ASSAULT LEVEL I NON-FAMILY	0	2	2	1	1	2	4
ASSLT W/WEAP/CBH/CHKNG NON-FAM	0	0	0	0	1	1	1
Total Crimes Against Property	2	0	2	2	1	3	5
BREAK AND ENTER BUSINESS	0	0	0	2	1	3	3
MISCHIEF	2	0	2	0	0	0	2
Total Other Criminal Code	0	0	0	1	0	1	1
BREACH/BAIL CONDITIONS	0	0	0	1	0	1	1
Total Other Offences	0	0	0	1	1	2	2
CARELESS DRIVING HTA	0	0	0	0	1	1	1
OTHER CANNABIS ACT	0	0	0	1	0	1	1
Total Internal Tracking	0	0	0	0	1	1	1
STUNT DRIVING	0	0	0	0	1	1	1
Total	3	2	5	5	6	11	16

● Total Male YO ● Total Female YO



Offense_Name	YTD Female	YTD Male
Total Crimes Against Person	26	70
Total Crimes Against Property	7	14
Total Other Criminal Code	1	14
Total Other Offences	3	11
Total Accidents	5	11
Total Bylaws	0	0
Total Internal Tracking	1	18
Total	43	138



Crime Statistics November, 2023

December 5, 2023
Michael MENZEL
Intelligence Analyst, WPS

*Unless otherwise noted, all crime statistics in this report are compiled using the "all violations" methodology. These statistics should not be compared with those provided by the Canadian Centre for Justice Statistics (CCJS), a division of Statistics Canada. This published data measures only the most serious offence related to an incident. In addition, the CCJS includes the number of offences reported by the Windsor Detachment of the Royal Canadian Mounted Police with the Windsor Police Service crime statistics. The CCJS data should be used for comparisons between policing jurisdictions as all data is compiled using the same reporting methodology

***Unless otherwise stated, the crime statistics are shown as a combination of City of Windsor and the Town of Amherstburg**

Overall Crime

There were 2169 total violations in November of this year. This total represents 152 more violations than were reported in the same month of last year (increase of 7.54%) This total also represents a decrease of 167 violations from the 2336 reported last month (decrease of 7.1%).

Violent Crime

There were 306 incidents of violent crime in November, an increase of 66 compared to November 2022. This figure also represents an increase of 30 from last month.

Seasonal Variations – Violent Crime

The following categories illustrate the differences in seasonal numbers broken down by Violent Crime offence:

- There was 1 homicide in November 2023.
- There were 11 *Sexual Assaults-Non Family* cases reported in November, 13 less than last November and 13 less than last month.
- *Domestic (family) assaults* were reported 50 times, 3 more than reported in November of last year, and 5 less than last month.
- There were 3 *Assault Police* cases in November, 2 more than last year and 2 less than last month.
- *Criminal Harassment* cases were reported 14 times in November, 5 more than last year and 5 more than last month.
- *Other Violent violations* (Threats, Harassing phone calls, etc.) were reported 68 times in November, 17 more than last year, and 4 more than last month.
- There were 4 cases of *Sexual Assaults-family*, 1 more than last November, and 1 more than last month.
- *Assaults Non-Family* cases were reported 139 times, 54 more than last year and 37 more than last month.
- The number of *Robberies and Attempt Robberies* for November of this year amounted to 16. There were 19 Robberies and Attempts reported in the same month last year. The 16 Robberies and Attempts is 2 more than last month. Of the 16 robberies;
 - 4 robberies involved a firearm
 - 6 robberies were with 'other weapon'

- 5 robberies other
- 1 attempt robbery

Property Crime

There were 1079 property crimes reported in November of this year, 159 more occurrences than in November of last year (increase of 17.28%) and 46 less than was reported last month.

Seasonal Variations – Property Crimes

The following categories illustrate the differences in seasonal numbers broken down by Property Crime offence:

- *Arson* – 4 reported in November 2023, the same as last year.
- *B&E's and Attempts* – 100 reported in November 2023, 11 less than November 2022 and 20 less than last month. Of the 100 B&E's and Attempts reported;
 - 37 were to businesses
 - 41 were to dwellings
 - 12 were to “other buildings or places”
 - 3 were unlawfully in a dwelling
 - 7 were attempts
 - 0 B&E involving a firearm
- *Theft under \$5000* – 371 reported in November of this year, 2 less than November of last year and 19 less than last month.
- *Thefts from Motor Vehicles* – 183 incidents reported in November of this year, 104 more than last November, and 2 less than last month.
- *Possession of Stolen Goods* – 14 occurrences reported in November of this year, 13 less than the same month last year and 9 less than last month.¹
- *Fraud* – 152 incidents of Fraud were reported in November of this year, 14 more than November 2022, and 7 less than last month.
- *Mischief* – 186 occurrences of Mischief were reported in November of this year, 69 more than last year and 19 more than last month.
- *Vehicle thefts or attempts* – 56 thefts or attempt thefts of motor vehicles, 4 less than November 2022 and 8 less than last month.
- *Theft Over \$5000* – there were 13 occurrences of Theft Over reported in November, 2 more than November 2022 and 1 more than last month.

¹ Although counted toward the total property crime numbers, a decrease in possession of stolen goods is a negative enforcement indicator as it occurs as a result of an arrest and seized of stolen goods

There were 16 *Firearms/Offensive Weapons* offences reported in November of 2023, 6 less than last year and 14 less than last month.

“*Other Criminal Code*” offences (consisting mostly of Breach offences) were reported 155 times, 25 more than what was reported in November of last year and 7 more than last month.

There were 333 Intimate Partner related occurrences reported in November of 2023. This total is 4 less than last month.

Youth Related Incidents

There were 13 occurrences where Young Persons were charged in November of 2023. Of the 13 occurrences,

- 5 were a crime of violence ,
- 3 property related offence,
- 2 were accidents
- 0 were for Drug Offences
- 1 was “other Criminal Code” offence
- 1 was for other offences
- 1 was internal tracking events

Traffic Related Statistics

There were 644 occurrences involving motor vehicles in November 2023, 79 less than the same month last year (12.68% decrease).



Windsor Police Service General Occurrence Reports for:

2023

PROTECTED B

*Unless otherwise noted, all crime statistics in this report are compiled using the "all violations" methodology

09883 - 12/05/2023 08:35 AM

January	February	March	April	May	June	July	August	September	October	November	December
---------	----------	-------	-------	-----	------	------	--------	-----------	---------	-----------------	----------

Offense Name	Occurrences	Occurrences Last Year	Variance	Variance %	YTD	YTD Previous Year	YTD Variance	YTD Variance %	Cleared by Charge	Charged %	Cleared by Charge YTD	Cleared	Cleared %	Cleared YTD	Cleared YTD %
Total Crimes Against Person	306	240	66	27.50%	3186	2833	353	12.46%	190	62.09%	2199	254	83.01%	2636	82.74%
Homicide	1	1	0	0.00%	3	2	1	50.00%	1	100.00%	3	1	100.00%	3	100.00%
Manslaughter						1	-1	-100.00%							
Violence Causing Death						1	-1	-100.00%							
Attempt Murder					7	10	-3	-30.00%			4			5	71.43%
Sexual Assaults - Family	4	3	1	33.33%	46	67	-21	-31.34%			28	3	75.00%	40	86.96%
Sexual Assaults - Non Family	11	24	-13	-54.17%	200	178	22	12.36%	4	36.36%	115	6	54.55%	137	68.50%
Assault - Family	50	47	3	6.38%	633	721	-88	-12.21%	38	76.00%	535	49	98.00%	606	95.73%
Assault - Non Family	139	85	54	63.53%	1229	926	303	32.72%	98	70.50%	866	125	89.93%	1057	86.00%
Assault Peace/Police Officers	3	1	2	200.00%	50	34	16	47.06%	3	100.00%	48	3	100.00%	50	100.00%
Robberies & Attempts	16	19	-3	-15.79%	152	122	30	24.59%	6	37.50%	79	8	50.00%	92	60.53%
Criminal Harassment	14	9	5	55.56%	137	107	30	28.04%	5	35.71%	95	11	78.57%	114	83.21%
Other Violent Violations	68	51	17	33.33%	729	664	65	9.79%	35	51.47%	426	48	70.59%	532	72.98%
Total Crimes Against Property	1079	920	159	17.28%	11873	10948	925	8.45%	86	7.97%	1466	111	10.29%	1785	15.03%
Arson	4	4	0	0.00%	77	58	19	32.76%			15			16	20.78%
Break and Enters & Attempts	100	111	-11	-9.91%	1270	1439	-169	-11.74%	14	14.00%	219	14	14.00%	258	20.31%
MV Thefts & Attempts	56	60	-4	-6.67%	702	662	40	6.04%	1	1.79%	54	3	5.36%	89	12.68%
Thefts > \$5000	13	11	2	18.18%	132	97	35	36.08%			9	1	7.69%	12	9.09%
Thefts < \$5000	371	373	-2	-0.54%	4426	4047	379	9.36%	20	5.39%	344	35	9.43%	472	10.66%
Theft from MV < \$5000	183	79	104	131.65%	1366	1166	200	17.15%	4	2.19%	23	4	2.19%	35	2.56%
Possess Stolen Goods	14	27	-13	-48.15%	212	180	32	17.78%	9	64.29%	177	12	85.71%	187	88.21%
Fraud	152	138	14	10.14%	1925	1699	226	13.30%	8	5.26%	182	10	6.58%	226	11.74%
Mischief	186	117	69	58.97%	1763	1600	163	10.19%	30	16.13%	443	32	17.20%	490	27.79%
Total Other Criminal Code	171	152	19	12.50%	2189	1900	289	15.21%	115	67.25%	1677	137	80.12%	1828	83.51%
Firearms/Offensive Weapons	16	22	-6	-27.27%	295	257	38	14.79%	11	68.75%	189	12	75.00%	211	71.53%
Other Criminal Code	155	130	25	19.23%	1894	1643	251	15.28%	104	67.10%	1488	125	80.65%	1617	85.37%
Total Other Offences	157	211	-54	-25.59%	2208	2327	-119	-5.11%	70	44.59%	1213	77	49.04%	1283	58.11%
Drug Offences	16	26	-10	-38.46%	198	256	-58	-22.66%	15	93.75%	175	16	100.00%	185	93.43%
Other Federal Charges	5	2	3	150.00%	54	183	-129	-70.49%			6	1	20.00%	15	27.78%
Provincial Statutes	42	52	-10	-19.23%	493	429	64	14.92%	1	2.38%	28	3	7.14%	58	11.76%
Traffic Criminal Code	94	131	-37	-28.24%	1463	1459	4	0.27%	54	57.45%	1004	57	60.64%	1025	70.06%
Total Accidents	450	492	-42	-8.54%	5967	4725	1242	26.29%	38	8.44%	500	42	9.33%	524	8.78%
Total Bylaws	6	2	4	200.00%	69	58	11	18.97%			6			9	13.04%
Total	2169	2017	152	7.54%	25492	22791	2701	11.85%	499	23.01%	7061	621	28.63%	8065	31.64%



Windsor Police Service General Occurrence Reports for:

2023

PROTECTED B

*Unless otherwise noted, all crime statistics in this report are compiled using the "all violations" methodology

09883 - 12/05/2023 08:39 AM

January	February	March	April	May	June	July	August	September	October	November	December
---------	----------	-------	-------	-----	------	------	--------	-----------	---------	-----------------	----------

Municipality	Occurrences	Occurrences Last Year	Variance	Variance %	YTD	YTD Previous Year	YTD Variance	YTD Variance %	Cleared by Charge	Charged %	Cleared by Charge YTD	Cleared	Cleared %	Cleared YTD	Cleared YTD %
<input type="checkbox"/> AMHERSTBURG	90	71	19	26.76%	1057	878	179	20.39%	21	23.33%	331	27	30.00%	391	36.99%
<input type="checkbox"/> Total Crimes Against Person	13	4	9	225.00%	131	138	-7	-5.07%	9	69.23%	83	12	92.31%	104	79.39%
<input type="checkbox"/> Sexual Assaults - Family						6	-6	-100.00%						5	
<input type="checkbox"/> Sexual Assaults - Non Family					6	3	3	100.00%			4				83.33%
<input type="checkbox"/> Assault - Family	5		5		27	35	-8	-22.86%	3	60.00%	20	5	100.00%	26	96.30%
<input type="checkbox"/> Assault - Non Family	5	2	3	150.00%	38	34	4	11.76%	5	100.00%	31	5	100.00%	36	94.74%
<input type="checkbox"/> Assault Peace/Police Officers					2	1	1	100.00%			2			2	100.00%
<input type="checkbox"/> Robberies & Attempts					1	2	-1	-50.00%							
<input type="checkbox"/> Criminal Harassment	1	2	-1	-50.00%	11	14	-3	-21.43%	1	100.00%	9	1	100.00%	9	81.82%
<input type="checkbox"/> Other Violent Violations	2		2		46	43	3	6.98%			17	1	50.00%	26	56.52%
<input type="checkbox"/> Total Crimes Against Property	20	20	0	0.00%	390	301	89	29.57%	4	20.00%	58	5	25.00%	87	22.31%
<input type="checkbox"/> Arson					3	2	1	50.00%							
<input type="checkbox"/> Break and Enters & Attempts	1	1	0	0.00%	37	40	-3	-7.50%			4			7	18.92%
<input type="checkbox"/> MV Thefts & Attempts	1	1	0	0.00%	30	20	10	50.00%			4			8	26.67%
<input type="checkbox"/> Thefts > \$5000					7	3	4	133.33%							
<input type="checkbox"/> Thefts < \$5000	2	7	-5	-71.43%	85	71	14	19.72%			10			18	21.18%
<input type="checkbox"/> Theft from MV < \$5000	1		1		31	19	12	63.16%			1			3	9.68%
<input type="checkbox"/> Possess Stolen Goods	1	1	0	0.00%	13	6	7	116.67%	1	100.00%	12	1	100.00%	12	92.31%
<input type="checkbox"/> Fraud	9	6	3	50.00%	115	74	41	55.41%	2	22.22%	15	2	22.22%	19	16.52%
<input type="checkbox"/> Mischief	5	4	1	25.00%	69	66	3	4.55%	1	20.00%	12	2	40.00%	20	28.99%
<input type="checkbox"/> Total Other Criminal Code	7	3	4	133.33%	58	62	-4	-6.45%	4	57.14%	40	4	57.14%	43	74.14%
<input type="checkbox"/> Firearms/Offensive Weapons					8	2	6	300.00%			5			5	62.50%
<input type="checkbox"/> Other Criminal Code	7	3	4	133.33%	50	60	-10	-16.67%	4	57.14%	35	4	57.14%	38	76.00%
<input type="checkbox"/> Total Other Offences	16	7	9	128.57%	174	115	59	51.30%	3	18.75%	95	4	25.00%	100	57.47%
<input type="checkbox"/> Drug Offences					7	2	5	250.00%			5			6	85.71%
<input type="checkbox"/> Other Federal Charges					6	2	4	200.00%			1			3	50.00%
<input type="checkbox"/> Provincial Statutes	5	1	4	400.00%	26	21	5	23.81%			2	1	20.00%	4	15.38%
<input type="checkbox"/> Traffic Criminal Code	11	6	5	83.33%	135	90	45	50.00%	3	27.27%	87	3	27.27%	87	64.44%
<input type="checkbox"/> Total Accidents	33	37	-4	-10.81%	293	251	42	16.73%	1	3.03%	55	2	6.06%	57	19.45%
<input type="checkbox"/> Accidents	33	37	-4	-10.81%	293	251	42	16.73%	1	3.03%	55	2	6.06%	57	19.45%
<input type="checkbox"/> Total Bylaws	1		1		11	11	0	0.00%							
<input type="checkbox"/> Bylaws	1		1		11	11	0	0.00%							
Total	90	71	19	26.76%	1057	878	179	20.39%	21	23.33%	331	27	30.00%	391	36.99%



Windsor Police Service General Occurrence Reports for:

2023

PROTECTED B

*Unless otherwise noted, all crime statistics in this report are compiled using the "all violations" methodology

09883 - 12/05/2023 08:38 AM

January	February	March	April	May	June	July	August	September	October	November	December
---------	----------	-------	-------	-----	------	------	--------	-----------	---------	----------	----------

Municipality	Occurrences	Occurrences Last Year	Variance	Variance %	YTD	YTD Previous Year	YTD Variance	YTD Variance %	Cleared by Charge	Charged %	Cleared by Charge YTD	Cleared	Cleared %	Cleared YTD	Cleared YTD %
<input type="checkbox"/> WINDSOR	2079	1946	133	6.83%	24435	21913	2522	11.51%	478	22.99%	6730	594	28.57%	7674	31.41%
<input type="checkbox"/> Total Crimes Against Person	293	236	57	24.15%	3055	2695	360	13.36%	181	61.77%	2116	242	82.59%	2532	82.88%
<input type="checkbox"/> Homicide	1	1	0	0.00%	3	2	1	50.00%	1	100.00%	3	1	100.00%	3	100.00%
<input type="checkbox"/> Manslaughter						1	-1	-100.00%							
<input type="checkbox"/> Violence Causing Death						1	-1	-100.00%							
<input type="checkbox"/> Attempt Murder					7	10	-3	-30.00%			4			5	71.43%
<input type="checkbox"/> Sexual Assaults - Family	4	3	1	33.33%	46	61	-15	-24.59%			28	3	75.00%	40	86.96%
<input type="checkbox"/> Sexual Assaults - Non Family	11	24	-13	-54.17%	194	175	19	10.86%	4	36.36%	111	6	54.55%	132	68.04%
<input type="checkbox"/> Assault - Family	45	47	-2	-4.26%	606	686	-80	-11.66%	35	77.78%	515	44	97.78%	580	95.71%
<input type="checkbox"/> Assault - Non Family	134	83	51	61.45%	1191	892	299	33.52%	93	69.40%	835	120	89.55%	1021	85.73%
<input type="checkbox"/> Assault Peace/Police Officers	3	1	2	200.00%	48	33	15	45.45%	3	100.00%	46	3	100.00%	48	100.00%
<input type="checkbox"/> Robberies & Attempts	16	19	-3	-15.79%	151	120	31	25.83%	6	37.50%	79	8	50.00%	92	60.93%
<input type="checkbox"/> Criminal Harassment	13	7	6	85.71%	126	93	33	35.48%	4	30.77%	86	10	76.92%	105	83.33%
<input type="checkbox"/> Other Violent Violations	66	51	15	29.41%	683	621	62	9.98%	35	53.03%	409	47	71.21%	506	74.08%
<input type="checkbox"/> Total Crimes Against Property	1059	900	159	17.67%	11483	10647	836	7.85%	82	7.74%	1408	106	10.01%	1698	14.79%
<input type="checkbox"/> Arson	4	4	0	0.00%	74	56	18	32.14%			15			16	21.62%
<input type="checkbox"/> Break and Enters & Attempts	99	110	-11	-10.00%	1233	1399	-166	-11.87%	14	14.14%	215	14	14.14%	251	20.36%
<input type="checkbox"/> MV Thefts & Attempts	55	59	-4	-6.78%	672	642	30	4.67%	1	1.82%	50	3	5.45%	81	12.05%
<input type="checkbox"/> Thefts > \$5000	13	11	2	18.18%	125	94	31	32.98%			9	1	7.69%	12	9.60%
<input type="checkbox"/> Thefts < \$5000	369	366	3	0.82%	4341	3976	365	9.18%	20	5.42%	334	35	9.49%	454	10.46%
<input type="checkbox"/> Theft from MV < \$5000	182	79	103	130.38%	1335	1147	188	16.39%	4	2.20%	22	4	2.20%	32	2.40%
<input type="checkbox"/> Possess Stolen Goods	13	26	-13	-50.00%	199	174	25	14.37%	8	61.54%	165	11	84.62%	175	87.94%
<input type="checkbox"/> Fraud	143	132	11	8.33%	1810	1625	185	11.38%	6	4.20%	167	8	5.59%	207	11.44%
<input type="checkbox"/> Mischief	181	113	68	60.18%	1694	1534	160	10.43%	29	16.02%	431	30	16.57%	470	27.74%
<input type="checkbox"/> Total Other Criminal Code	164	149	15	10.07%	2131	1838	293	15.94%	111	67.68%	1637	133	81.10%	1785	83.76%
<input type="checkbox"/> Firearms/Offensive Weapons	16	22	-6	-27.27%	287	255	32	12.55%	11	68.75%	184	12	75.00%	206	71.78%
<input type="checkbox"/> Other Criminal Code	148	127	21	16.54%	1844	1583	261	16.49%	100	67.57%	1453	121	81.76%	1579	85.63%
<input type="checkbox"/> Total Other Offences	141	204	-63	-30.88%	2034	2212	-178	-8.05%	67	47.52%	1118	73	51.77%	1183	58.16%
<input type="checkbox"/> Drug Offences	16	26	-10	-38.46%	191	254	-63	-24.80%	15	93.75%	170	16	100.00%	179	93.72%
<input type="checkbox"/> Other Federal Charges	5	2	3	150.00%	48	181	-133	-73.48%			5	1	20.00%	12	25.00%
<input type="checkbox"/> Provincial Statutes	37	51	-14	-27.45%	467	408	59	14.46%	1	2.70%	26	2	5.41%	54	11.56%
<input type="checkbox"/> Traffic Criminal Code	83	125	-42	-33.60%	1328	1369	-41	-2.99%	51	61.45%	917	54	65.06%	938	70.63%
<input type="checkbox"/> Total Accidents	417	455	-38	-8.35%	5674	4474	1200	26.82%	37	8.87%	445	40	9.59%	467	8.23%
<input type="checkbox"/> Total Bylaws	5	2	3	150.00%	58	47	11	23.40%			6			9	15.52%
Total	2079	1946	133	6.83%	24435	21913	2522	11.51%	478	22.99%	6730	594	28.57%	7674	31.41%



Windsor Police Occurrences Over Time

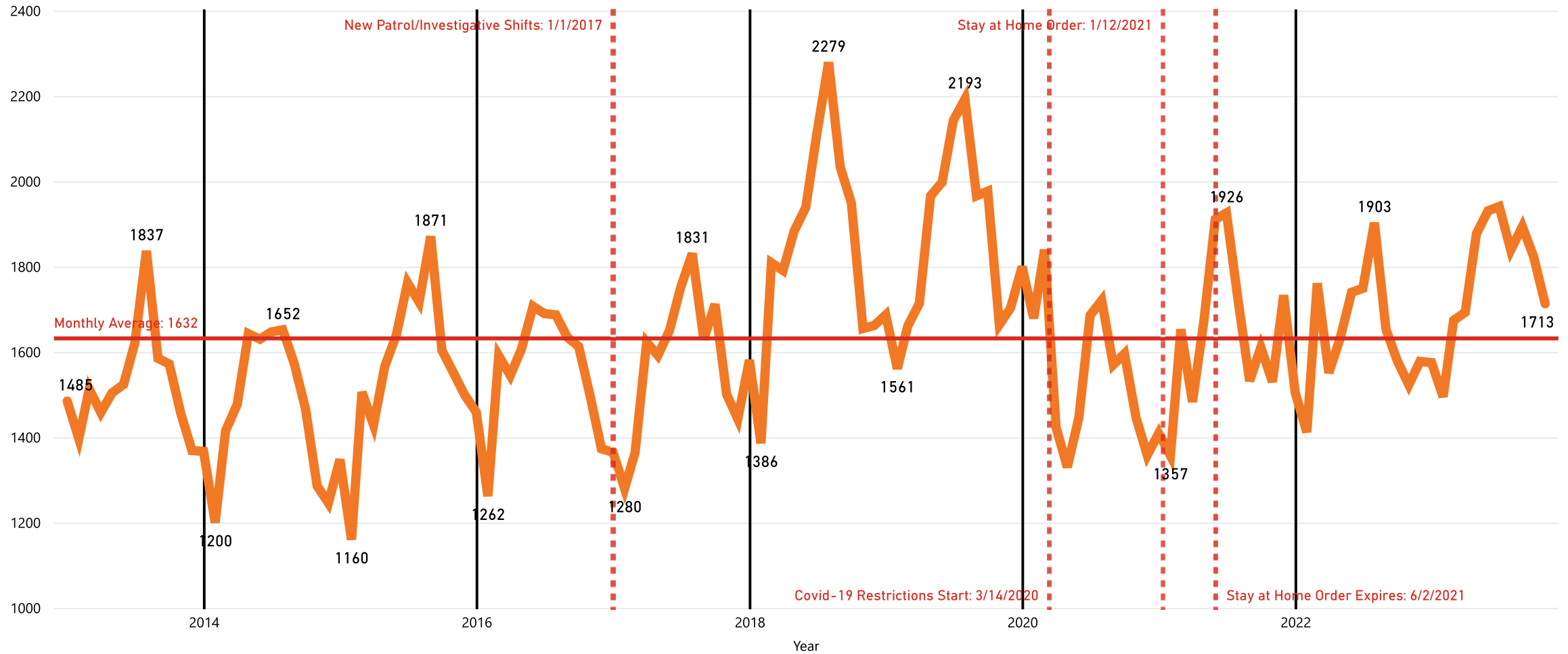
PROTECTED B

Crimes Against Person	Crimes Against Property	Other Offences	Total Other Criminal Code
-----------------------	-------------------------	----------------	---------------------------

1.63K Avg per month	Date	
	1/1/2013	11/30/2023

Category: All | grid: All | municipality: All

Occurrences, Occurrences Last Year, Variance and Variance % by Year and Month



© Windsor Police Service. All Rights Reserved. • The date selection of 'Occurrences over time - Chart' is linked to the tab 'Occurrences over time - Table' to ensure they show the same data.

09883 - 12/05/2023 08:49 AM



Category (groups)

- Total Accidents
- Total Bylaws
- Total Crimes Against Person
- Total Crimes Against Property**
- Total Internal Tracking
- Total Other Criminal Code
- Total Other Offences


Date Range

1/1/2019 11/30/2023

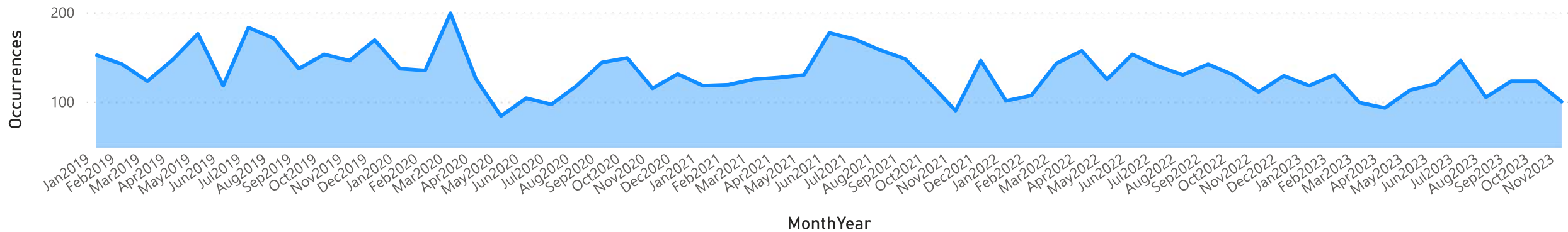
Break and Enters & Attempts

Category	2019	2020	2021	2022	2023	Total
Break and Enters & Attempts	1817	1539	1628	1568	1270	7822
ATTEMPT-BREAK AND ENTER	168	210	174	152	117	821
BREAK & ENTER-FIREARMS	6	6	2	3	1	18
BREAK AND ENTER BUSINESS	633	498	500	578	412	2621
BREAK AND ENTER DWELLING	818	569	624	533	464	3008
BREAK AND ENTER OTHER	192	235	275	258	212	1172
UNLAWFULLY IN A DWELLING		21	53	44	64	182
Total	1817	1539	1628	1568	1270	7822

Occurrences by district



Occurrences by MonthYear





Category (groups)

- Total Accidents
- Total Bylaws
- Total Crimes Against Person
- Total Crimes Against Property**
- Total Internal Tracking
- Total Other Criminal Code
- Total Other Offences


Date Range

1/1/2019 11/30/2023

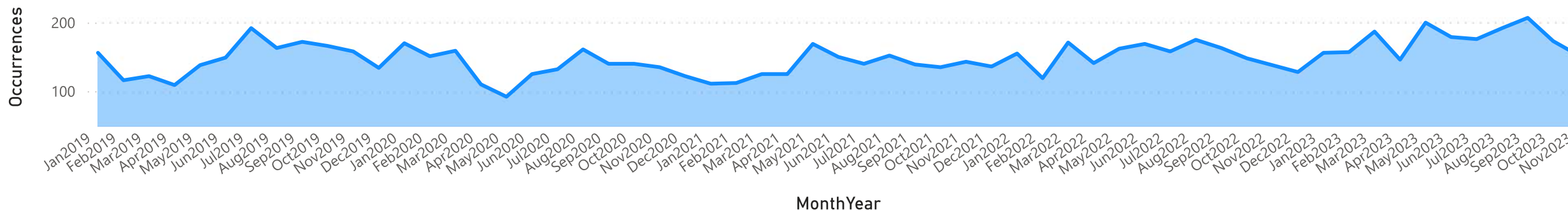
Fraud

Category	2019	2020	2021	2022	2023	Total
Fraud	1775	1637	1637	1827	1925	8801
FRAUD BY CHEQUE	185	139	124	151	162	761
FRAUD BY COMPUTER	138	190	273	440	365	1406
FRAUD BY CREDIT CARD	592	507	471	539	553	2662
FRAUD OTHER MEANS	636	543	479	356	548	2562
IDENTITY FRAUD	177	197	174	213	161	922
IDENTITY THEFT	47	61	116	128	136	488
Total	1775	1637	1637	1827	1925	8801

Occurrences by district



Occurrences by MonthYear





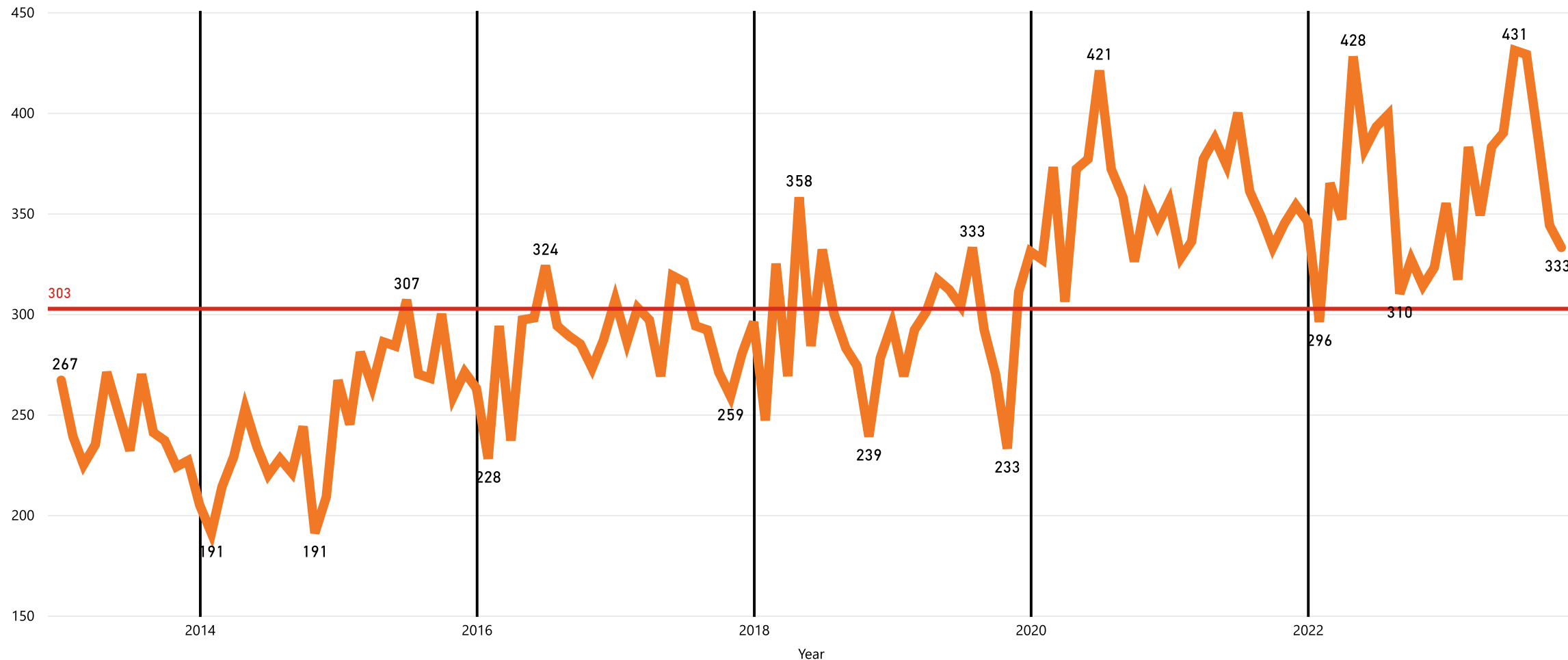
Windsor Police Intimate Partner Occurrences Over Time

PROTECTED B

302.52 Avg per month	Date	
	1/1/2013	11/30/2023

- 10
- 11
- 20
- 21
- 23
- 30
- 31
- 33
- 40
- 41
- 50
- 51
- 80
- 90

Occurrences, Occurrences Last Year, Variance and Variance % by Year and Month



© Windsor Police Service. All Rights Reserved. • The date selection of 'Occurrences over time - Chart' is linked to the tab 'Occurrences over time - Table' to ensure they show the same data.

09883 - 12/05/2023 08:50 AM



PROTECTED B

Windsor Police Service MVA Related Occurrence Reports for:

2023

January	February	March	April	May	June	July	August	September	October	November	December
---------	----------	-------	-------	-----	------	------	--------	-----------	---------	----------	----------

Offense_Name	Occurrences	Occurrences Last Year	Variance	Variance %	YTD	YTD Previous Year	YTD Variance	YTD Variance %	Cleared by Charge	Charged %	Cleared by Charge YTD	Cleared	Cleared %	Cleared YTD %
<input type="checkbox"/> Total Other Offences	94	131	-37	-28.24%	1463	1459	4	0.27%	54	57.45%	1004	57	60.64%	70.06%
<input type="checkbox"/> Traffic Criminal Code	94	131	-37	-28.24%	1463	1459	4	0.27%	54	57.45%	1004	57	60.64%	70.06%
<input type="checkbox"/> CARELESS DRIVING HTA	10	24	-14	-58.33%	169	178	-9	-5.06%	3	30.00%	112	3	30.00%	66.27%
<input type="checkbox"/> DANG OPER MV,VESSEL,AIRCRAFT	2	3	-1	-33.33%	41	33	8	24.24%	1	50.00%	36	2	100.00%	90.24%
<input type="checkbox"/> DANGEROUS OP MV EVADE POLICE	1	1	0	0.00%	13	13	0	0.00%			8			61.54%
<input type="checkbox"/> DANGEROUS OPERATION CBH					2	3	-1	-33.33%			2			100.00%
<input type="checkbox"/> DRIVE SUSPENDED HTA	21	36	-15	-41.67%	388	360	28	7.78%	18	85.71%	373	18	85.71%	96.65%
<input type="checkbox"/> DRIVING WHILE PROHIBITED	4	7	-3	-42.86%	52	38	14	36.84%	4	100.00%	51	4	100.00%	98.08%
<input type="checkbox"/> FAIL TO REMAIN/CRIMINAL CODE					19	29	-10	-34.48%			13			68.42%
<input type="checkbox"/> FAIL TO REMAIN/HTA/OTHER	31	31	0	0.00%	446	514	-68	-13.23%	7	22.58%	101	7	22.58%	22.87%
<input type="checkbox"/> FAIL TO STOP CAUSE BODILY HARM						1	-1	-100.00%						
<input type="checkbox"/> FAIL TO STOP CAUSING DEATH		1	-1	-100.00%	1	2	-1	-50.00%			1			100.00%
<input type="checkbox"/> FAIL/REFUSE COMPLY DEMAND ALCO	2	3	-1	-33.33%	41	34	7	20.59%	2	100.00%	41	2	100.00%	100.00%
<input type="checkbox"/> FTC DEMAND (UNSPECIFIED)					1		1				1			100.00%
<input type="checkbox"/> FTC WITH DEMAND (ALCOHOL/DRUG)					2		2				2			100.00%
<input type="checkbox"/> FTC WITH DEMAND (DRUGS)					4	1	3	300.00%			4			100.00%
<input type="checkbox"/> IMPAIRED CAUSING DEATH (ALCOH)						1	-1	-100.00%						
<input type="checkbox"/> IMPAIRED OPER CBH (DRUGS)						1	-1	-100.00%						
<input type="checkbox"/> IMPAIRED OPERATION - DRUGS	3	1	2	200.00%	54	35	19	54.29%	2	66.67%	48	2	66.67%	96.30%
<input type="checkbox"/> OPERATE IMPAIRED (UNSPECIFIED)					1		1							
<input type="checkbox"/> OPERATE IMPAIRED ALCOHOL/DRUGS	4	1	3	300.00%	31	9	22	244.44%	2	50.00%	25	3	75.00%	90.32%
<input type="checkbox"/> OPERATE WHILE IMP (ALCOHOL)	16	23	-7	-30.43%	198	207	-9	-4.35%	15	93.75%	186	16	100.00%	98.99%
<input type="checkbox"/> Total Accidents	450	492	-42	-8.54%	5967	4725	1242	26.29%	38	8.44%	500	42	9.33%	8.78%
<input type="checkbox"/> Accidents	450	492	-42	-8.54%	5967	4725	1242	26.29%	38	8.44%	500	42	9.33%	8.78%
<input type="checkbox"/> CRC MVA FAIL TO REMAIN	51	15	36	240.00%	556	61	495	811.48%			2			0.54%
<input type="checkbox"/> CRC MVA INJURY	5	38	-33	-86.84%	228	140	88	62.86%	1	20.00%	4	1	20.00%	2.19%
<input type="checkbox"/> CRC MVA NON-REPORTABLE	3	26	-23	-88.46%	70	77	-7	-9.09%	1	33.33%	1	1	33.33%	2.86%
<input type="checkbox"/> CRC MVA REPORTABLE	256	218	38	17.43%	3558	2466	1092	44.28%			13	1	0.39%	0.70%
<input type="checkbox"/> MVA-FATAL		3	-3	-100.00%	11	7	4	57.14%			7			63.64%
<input type="checkbox"/> MVA-INJURY	38	71	-33	-46.48%	552	908	-356	-39.21%	10	26.32%	158	10	26.32%	28.80%
<input type="checkbox"/> MVA-NON-REPORTABLE	8	11	-3	-27.27%	93	105	-12	-11.43%	1	12.50%	10	1	12.50%	10.75%
<input type="checkbox"/> MVA-REPORTABLE	89	110	-21	-19.09%	899	961	-62	-6.45%	25	28.09%	305	28	31.46%	34.82%
Total	544	623	-79	-12.68%	7430	6184	1246	20.15%	92	16.91%	1504	99	18.20%	20.85%



Windsor Police Service Person Crime Occurrence Reports for:

2023

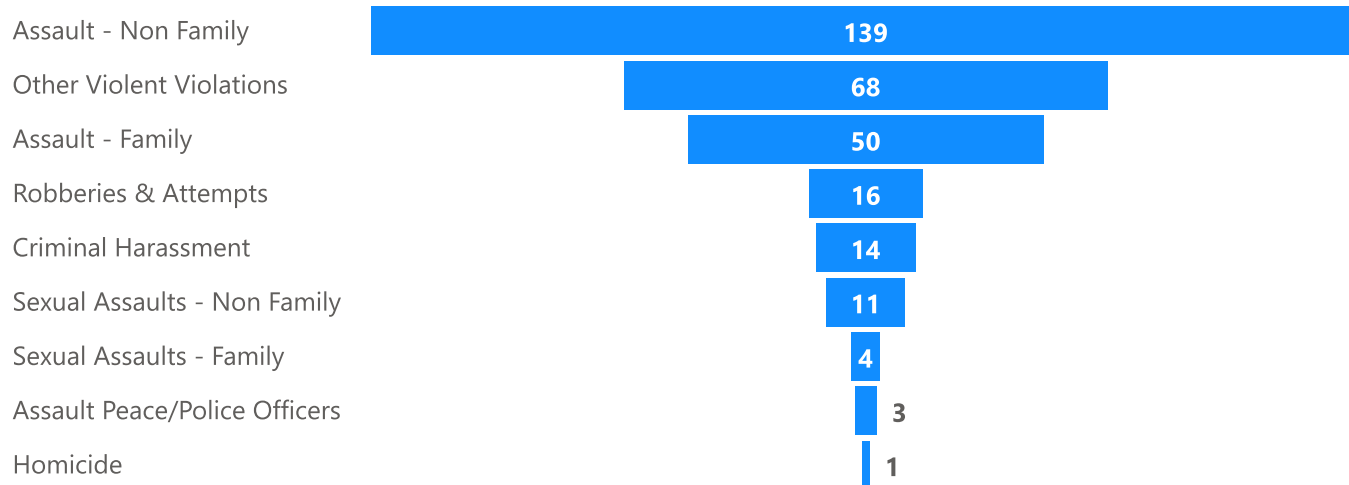
PROTECTED B

*Unless otherwise noted, all crime statistics in this report are compiled using the "all violations" methodology

09883 - 12/05/2023 08:43 AM

- January
- February
- March
- April
- May
- June
- July
- August
- September
- October
- November**
- December

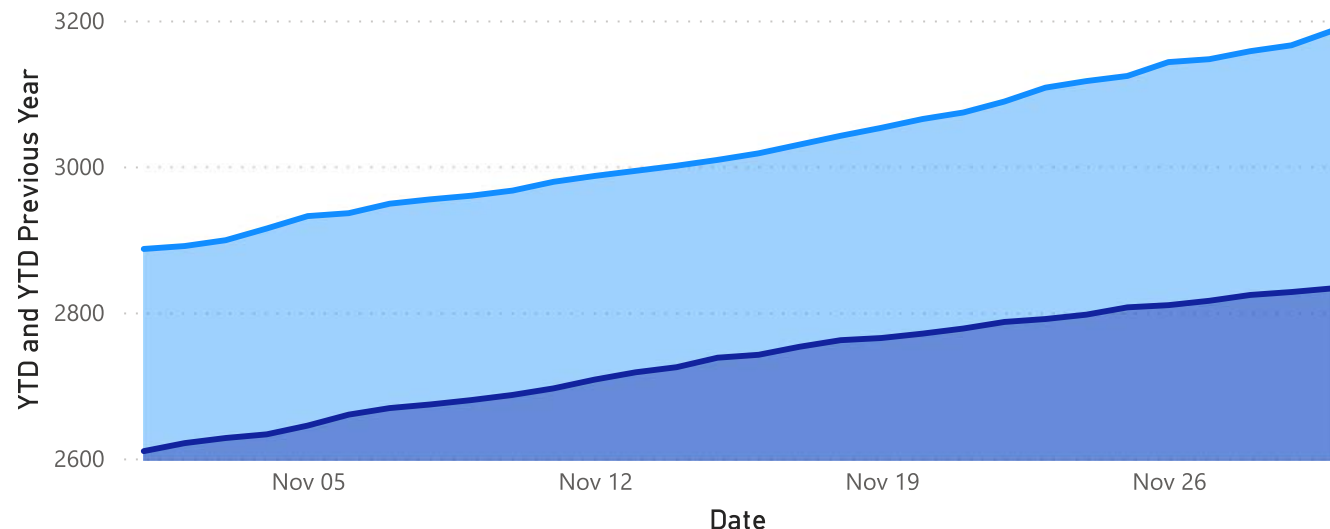
Occurrences by groupingheading



Occurrences by zone



● YTD ● YTD Previous Year





Windsor Police Service Property Crime Occurrence Reports for:

2023

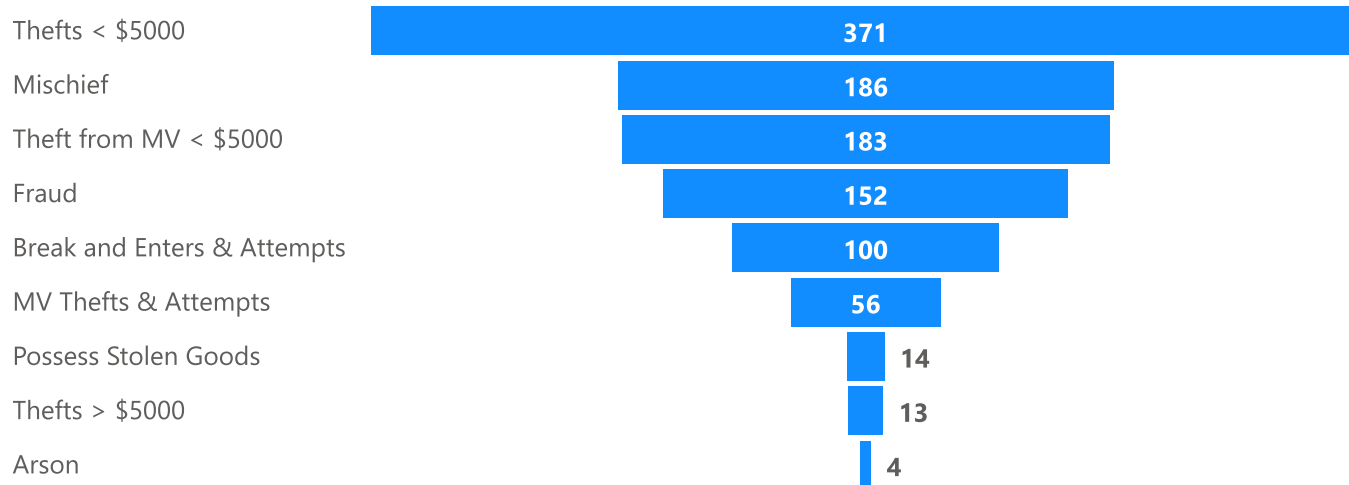
PROTECTED B

*Unless otherwise noted, all crime statistics in this report are compiled using the "all violations" methodology

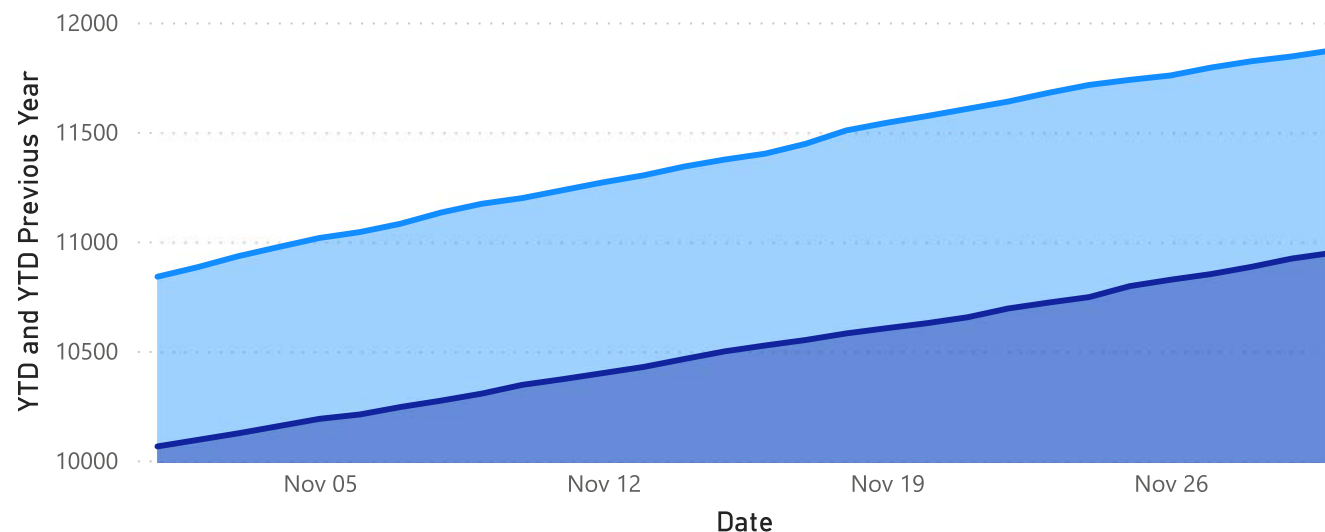
09883 - 12/05/2023 08:44 AM

- January
- February
- March
- April
- May
- June
- July
- August
- September
- October
- November**
- December

Occurrences by Category



● YTD ● YTD Previous Year



Occurrences by zone





Category (groups)

- Total Accidents
- Total Bylaws
- Total Crimes Against Person**
- Total Crimes Against Property
- Total Internal Tracking
- Total Other Criminal Code
- Total Other Offences

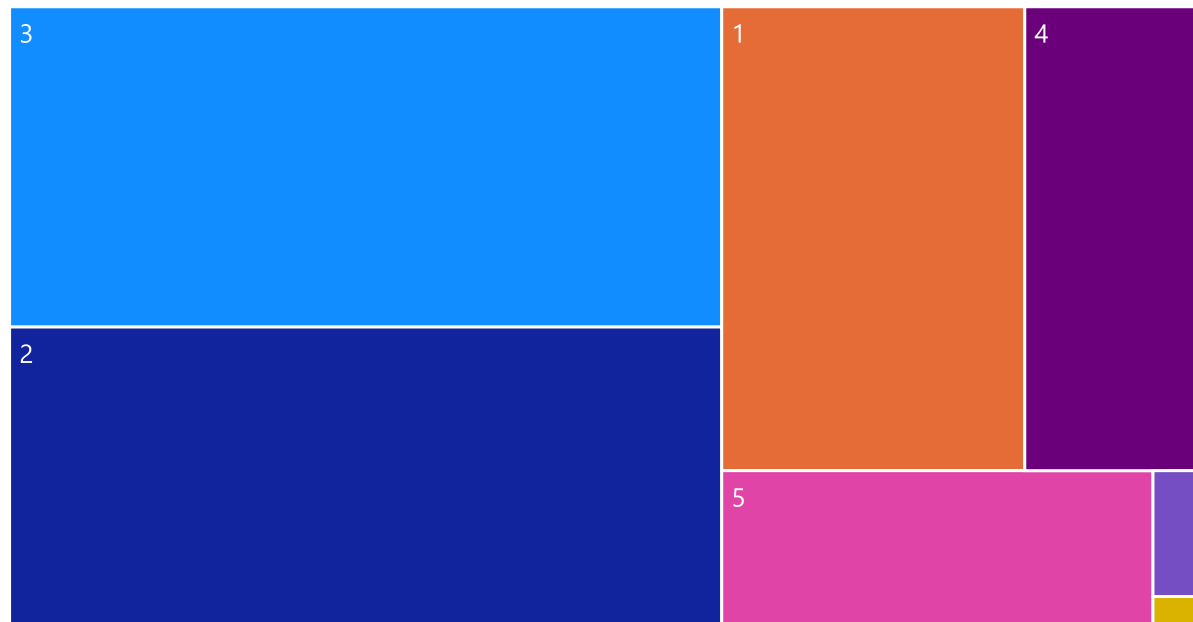
Date Range

1/1/2019 11/30/2023

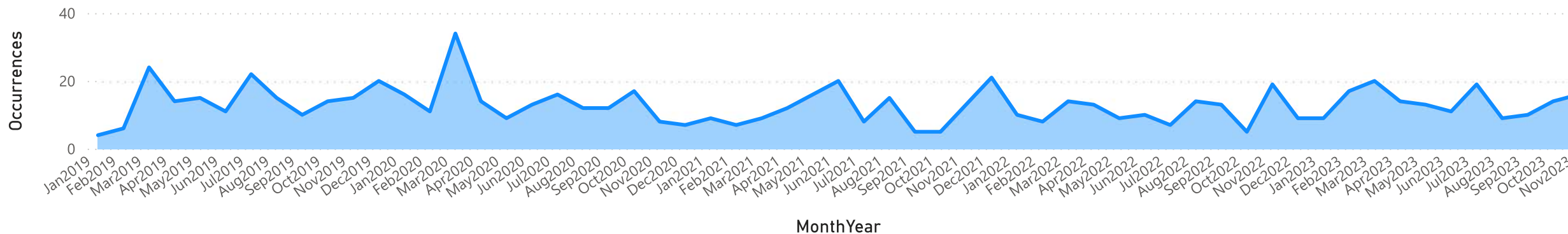
Robberies & Attempts

Category	2019	2020	2021	2022	2023	Total
Robberies & Attempts	170	169	140	131	152	762
ROBBERIES OTHER	91	90	72	66	82	401
ROBBERY WITH OTHER WEAPON	56	56	49	44	49	254
ROBBERY WITH FIREARM	15	18	16	14	14	77
ATTEMPT ROBBERY ALL TYPES	8	5	3	7	7	30
Total	170	169	140	131	152	762

Occurrences by district



Occurrences by MonthYear





Category (groups)

- Total Accidents
- Total Bylaws
- Total Crimes Against Person**
- Total Crimes Against Property
- Total Internal Tracking
- Total Other Criminal Code
- Total Other Offences


Date Range

1/1/2019 11/30/2023

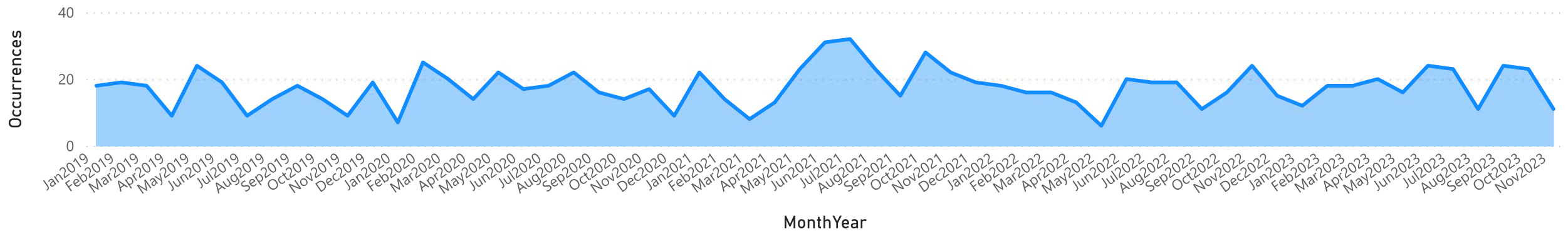
Sexual Assaults - Non Family

Category	2019	2020	2021	2022	2023	Total
Sexual Assaults - Non Family	190	201	250	193	200	1034
SEXUAL ASSAULT NON-FAMILY	122	115	154	121	131	643
NON-CONS DISTR INTIMATE IMAGE	10	25	24	17	21	97
SEX INTERFERENCE NON-FAM <16	15	19	21	10	12	77
LURE A CHILD VIA COMPUTER <18	7	9	26	14	5	61
SEXUAL ASSLT PENETRAT N-FAMILY	12	7	8	5	15	47
INVITE SEX TOUCH NON FAM <16	6	8	2	4	5	25
Total	190	201	250	193	200	1034

Occurrences by district



Occurrences by MonthYear





Windsor Police Service General Occurrence Young Offender Reports for:

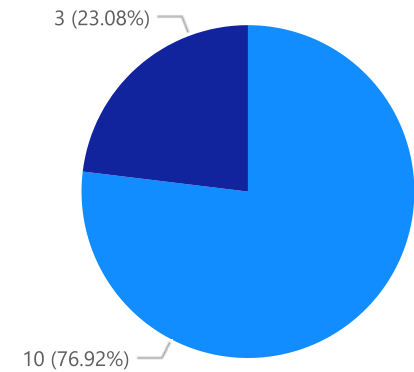
PROTECTED B

2023

- January
- February
- March
- April
- May
- June
- July
- August
- September
- October
- November**
- December

Offense_Name	Junior Female	Senior Female	Total Female YO	Junior Male	Senior Male	Total Male YO	Total YO
Total Crimes Against Person	0	0	0	1	4	5	5
AGGR ASSAULT LEVEL III FAMILY	0	0	0	1	0	1	1
AGGR ASSAULT LEVEL III NON-FAM	0	0	0	0	1	1	1
ASSAULT W/WEAP/CBH/CHOKING FAM	0	0	0	0	1	1	1
ASSLT W/WEAP/CBH/CHKNG NON-FAM	0	0	0	0	1	1	1
ROBBERY WITH FIREARM	0	0	0	0	1	1	1
Total Crimes Against Property	1	0	1	1	1	2	3
BREAK AND ENTER DWELLING	1	0	1	1	0	1	2
POSSESS STOLEN GOODS >5000	0	0	0	0	1	1	1
Total Other Criminal Code	0	0	0	0	1	1	1
WEAPON DANGER-POSS PROH WEAP	0	0	0	0	1	1	1
Total Other Offences	0	1	1	0	0	0	1
FAIL TO REMAIN/HTA/OTHER	0	1	1	0	0	0	1
Total Accidents	0	1	1	0	1	1	2
MVA-INJURY	0	1	1	0	1	1	2
Total Internal Tracking	0	0	0	0	1	1	1
STUNT DRIVING	0	0	0	0	1	1	1
Total	1	2	3	2	8	10	13

● Total Male YO ● Total Female YO



Offense_Name	YTD Female	YTD Male
Total Crimes Against Person	26	78
Total Crimes Against Property	11	20
Total Other Criminal Code	0	15
Total Other Offences	4	11
Total Accidents	7	13
Total Bylaws	0	0
Total Internal Tracking	2	18
Total	50	155



Date: December 4, 2023

To: Windsor Police Services Board

From: Acting Deputy Chief Karel DeGraaf

Re: Human Resources Board Report – November 2023

Windsor Police Services Board,

Please find attached the Human Resources reports for the 2023 October/November Public Board Meeting.

Respectfully submitted,

Karel DeGraaf
Deputy Chief, Operational Support
Windsor Police Service

WINDSOR POLICE SERVICE

Human Resources



Police Services
Board Report

Retirements



Date: December 4, 2023
To: Windsor Police Services Board
Chair and Members
From: Jason Bellaire, Chief of Police
Re: **Human Resources Monthly Report (Public)**

Retirements:

<p>Sergeant Todd Pearce (#8766) Date Hired: May 1, 1995 Date Retired: November 10, 2023 Years of Service: 28 Years & 6 Months</p>
--

Respectfully submitted for the information of the Board.

WINDSOR POLICE SERVICE

Human Resources



Police Services
Board Report

Promotions



Date: December 4, 2023
To: Windsor Police Services Board
Chair and Members
From: Jason Bellaire, Chief of Police
Re: **Human Resources Monthly Report (Public)**

Promotions:

Effective December 10, 2023

Inspector Jill Lawrence (#8773)	- Promoted to the rank of Superintendent
Staff Sergeant Paolo DiCarlo (#3026)	- Promoted to the rank of Inspector
Sergeant Bryan Hayes (#13322)	- Promoted to the rank of Staff Sergeant
Constable Steven Owen (#20558)	- Promoted to the rank of Sergeant

Respectfully submitted for the information of the Board.

Ministry of the Solicitor General Ministère du Solliciteur Général



Emergency Services
Telecommunications Division

Division des télécommunications des
services d'urgence

21 College Street
Suite 301
Toronto ON M5G 2B3

21, rue College
Bureau 301
Toronto ON M5G 2B3

MEMORANDUM TO: Kenneth Weatherill
 Assistant Deputy Minister
 Public Safety Division

FROM: Joy Stevenson, ADM
 Emergency Services Telecommunications Division

DATE: November 29, 2023

SUBJECT: **Announcement of Next Generation 9-1-1 (NG9-1-1) Transition
Support Allocations**

I am pleased to advise that we will now be communicating the 2023-2024 NG9-1-1 Transfer Payment program allocations to all applicants along with a Letter of Intent template for applicants to confirm their acceptance and ability to spend the funding by March 31, 2024.

The \$208 million funding, first announced in April 2022, is being provided over three years to support municipalities and their emergency response communication centres. This funding will provide the infrastructure, technology upgrades, and training needed to transition to Next Generation 9-1-1 by March 4, 2025.

The Ministry is requesting that applicants return a signed copy of the Letter of Intent indicating their commitment and ability to spend the full amount of their 2023-24 NG9-1-1 transition support funding. The Ministry will be providing a Transfer Payment Agreement in the coming weeks, and this will need to be executed by the end of January 2024 to enable funding payments to commence.

We appreciate your support in encouraging your membership to submit their signed Letter of Intent as soon as possible and no later than December 15, 2023.

Lastly, I would like to thank you and your organization for the engagement and feedback you have provided on NG9-1-1. It has been invaluable in shaping our approach to supporting the sector with the transition. We are committed to continuing to work with our partners to assist with the transition to NG9-1-1.

Should you have any questions/concerns about the funding process, please contact the Ministry's Emergency Services Telecommunications Division at estd.ng9-1-1@ontario.ca

Sincerely,

A handwritten signature in black ink, appearing to be 'Joy Stevenson', with a large loop at the start and a horizontal line extending to the right.

Joy Stevenson
Assistant Deputy Minister, Emergency Services Telecommunications
Ministry of the Solicitor General, Province of Ontario

c: Mario Di Tommaso, O.O.M. Deputy Solicitor General, Community Safety,
Erin Hannah, Associate Deputy Minister, Ministry of the Solicitor General
Creed Atkinson, Chief of Staff, Ministry of the Solicitor General
Peter Copleland, Director of Policy & Stakeholder Relations, Ministry of the Solicitor
General

MEMORANDUM TO: All Chiefs of Police and
Commissioner Thomas Carrique
Chairs, Police Services Boards

FROM: Ken Weatherill
Assistant Deputy Minister
Public Safety Division

SUBJECT: **Announcement of Next Generation 9-1-1 (NG9-1-1)
Transition Support Allocations**

DATE OF ISSUE:	November 29, 2023
CLASSIFICATION:	For Action
RETENTION:	December 15, 2023
INDEX NO.:	23-0080
PRIORITY:	Normal

At the request of the Emergency Services Telecommunications Division within the Ministry of the Solicitor General, I am sharing a communication to request that applicants return a signed copy of the Letter of Intent indicating their commitment and ability to spend the full amount of their 2023-24 NG9-1-1 transition support funding by **December 15, 2023**.

For further information, please review the attached memo from Joy Stevenson, Assistant Deputy Minister, Emergency Services Telecommunications Division, Ministry of the Solicitor General. If you have questions or require assistance, please contact estd.ng9-1-1@ontario.ca.

Sincerely,

K. Weatherill

Ken Weatherill
Assistant Deputy Minister
Public Safety Division

Attachment

c: Mario Di Tommaso, O.O.M.
Deputy Solicitor General, Community Safety

Creed Atkinson
Chief of Staff, Ministry of the Solicitor General

MEMORANDUM TO: All Chiefs of Police and
Commissioner Thomas Carrique
Chairs, Police Services Boards

FROM: Ken Weatherill
Assistant Deputy Minister
Public Safety Division

SUBJECT: **Drug Impaired Driving Detection Training
FY 2023-24 Eligible Expenses and Submission
Processes**

DATE OF ISSUE:	November 27, 2023
CLASSIFICATION:	General Information
RETENTION:	Indefinite
INDEX NO.:	23-0079
PRIORITY:	Normal

Through the Federal-Provincial Drug Impaired Driving Contribution Agreement, Ontario and the federal government continue to enhance supports for law enforcement across the province to help ensure communities and roads are safe from drug-impaired driving.

Provincial Coordination

The Ontario Police College (OPC) is the provincial coordinator of all Standardized Field Sobriety Testing (SFST) training, including instructor development courses. All requests related to SFST training should be directed to Chief Instructor Amanda Martikainen, OPC, by email at Amanda.Martikainen@ontario.ca or by phone at 519-773-4451.

The Ontario Provincial Police (OPP) is the provincial coordinator for all Drug Recognition Expert (DRE) training, including instructor development courses. All requests related to DRE training should be directed to Sgt. Steve Morrison, OPP, by email at Steve.Morrison@opp.ca or by phone at 705-329-6148.

Eligible Expenses & Reimbursement

As a reminder to police services about critical timelines, the Ministry of the Solicitor General is providing general information on the eligible expenses and invoice submission process for costs incurred by the municipal and First Nations police services and the OPP for:

- Standardized Field Sobriety Testing (SFST) training;

- Drug Recognition Expert (DRE) training; and
- Procurement of Approved Drug Screening Equipment (ADSE).

The ministry established a specific process for reimbursement of training costs and purchase of drug screening equipment incurred between April 1, 2023 and March 31, 2024. Please note, timelines to submit your costs for reimbursement may vary between SFST, DRE, and ADSE, so please make sure to review the appendices in detail:

- **Attachment 1:** Details on SFST and DRE training
- **Attachment 2:** Fiscal Year 2023-24 cover form for travel expenses for DRE Stage 2 (Field Certification)
- **Attachment 3:** Procurement of ADSE – Reimbursement eligibility/process
- **Attachment 4:** Fiscal Year 2023-24 cover form for ADSE reimbursement
- **Attachment 5:** Sample Invoices

Thank you for your continued support on this important initiative.

Sincerely,

K. Weatherill

Ken Weatherill
Assistant Deputy Minister
Public Safety Division

Attachments

c: Mario Di Tommaso, O.O.M.
Deputy Solicitor General, Community Safety

Creed Atkinson
Chief of Staff, Ministry of the Solicitor General

Ministry of Transportation

Transportation Safety Division

87 Sir William Hearst Avenue
Room 191
Toronto ON M3M 0B4
Tel: (647) 535-6208

Ministère des Transports

Division de la sécurité en matière de transport

87, avenue Sir William Hearst
bureau 191
Toronto ON M3M 0B4
Tél: (647) 535-6208



MEMORANDUM TO: Ken Weatherill
Assistant Deputy Minister
Public Safety Division
Ministry of the Solicitor General

FROM: Marcelle Crouse
Associate Deputy Minister
Transportation Safety Division
Ministry of Transportation

DATE: November 16, 2023

SUBJECT: **DriveON Program Update**

The purpose of this memorandum is to update the policing community regarding the modernization of Ontario's motor vehicle inspection and emissions inspection programs, under the Ministry of Transportation's (MTO) new DriveON program.

Twenty-eight current Motor Vehicle Inspection Station (MVIS) facilities are participating in a pilot to support the transition to new Vehicle Inspection Centre (VIC) facilities under the DriveON program. These pilot stations have begun conducting safety inspections (Annual and Semi-Annual Inspections) under the new DriveON standards and are issuing Inspection Stickers.

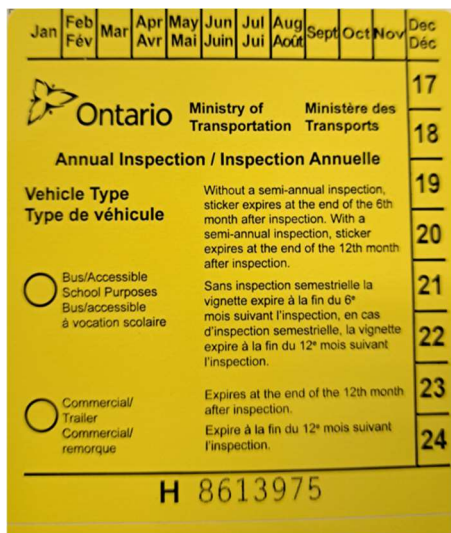
New Inspection Stickers

As part of the pilot, the Inspection Sticker issued through DriveON – a regulatory requirement of the Periodic Mandatory Commercial Vehicle Inspection (PMCVI) and Semi-Annual Mandatory Commercial Vehicle Inspection programs – has been updated as depicted below.

Existing annual and semi-annual inspection stickers will continue to be used by MVIS facilities until they transition to the DriveON program. Therefore, there are two versions of the sticker that will be in use and observed roadside by officers.

Note: The QR Code depicted on the new Inspection Stickers is not yet functional; it will be activated in the near future. This feature will allow officers to view inspection details including the date and location of inspection.

Current MVIS Inspection Sticker



New DriveON VIC Inspection



Program Oversight and On-Road Enforcement

MTO is currently responsible for the oversight and delivery of the MVIS Program, and the ministry's Transportation Enforcement Officers (TEOs) are responsible for the inspection and investigation of MVIS facilities.

Under the DriveON model, the ministry has created a new Vehicle Inspection Program Oversight Office (VIPO) to oversee the program. TEOs will continue to conduct inspections and investigations of vehicle inspection centres and undertake enforcement actions when necessary.

TEOs will also continue to enforce vehicle inspection standards roadside and have also assumed on-road enforcement duties for vehicle emissions in relation to commercial motor vehicles only.

Contacts

For inquiries related to:

DriveON program and VICs: DriveON Contact Centre
vic@driveonportal.com or 1-833-420-2110

MVIS Program and facilities: MVIS Client Services
cvor@ontario.ca or 1-800-387-7736

On-Road Enforcement: Michael Rounding
michael.rounding@ontario.ca or 519-562-7583

Regards,

A handwritten signature in cursive script that reads "Marcelle Crouse". The ink is dark and the signature is fluid and connected.

Marcelle Crouse
Associate Deputy Minister
Transportation Safety Division

Ministry of the Solicitor General

Public Safety Division

25 Grosvenor St.
12th Floor
Toronto ON M7A 2H3

Telephone: (416) 314-3377
Facsimile: (416) 314-4037

Ministère du Solliciteur général

Division de la sécurité publique

25 rue Grosvenor
12^e étage
Toronto ON M7A 2H3

Téléphone: (416) 314-3377
Télécopieur: (416) 314-4037



MEMORANDUM TO: All Chiefs of Police and
Commissioner Thomas Carrique
Chairs, Police Services Boards

FROM: Ken Weatherill
Assistant Deputy Minister
Public Safety Division

SUBJECT: Ministry of Transportation DriveON Program Update

DATE OF ISSUE:	November 21, 2023
CLASSIFICATION:	General Information
RETENTION:	Indefinite
INDEX NO.:	23-0078
PRIORITY:	Normal

At the request of the Ministry of Transportation (MTO), I am sharing this communication which provides an update on MTO's modernization of Ontario's motor vehicle inspection and emissions inspection programs under the new DriveON program.

For further information, please review the attached memo from Marcelle Crouse, Associate Deputy Minister, Transportation Safety Division, MTO. If you have any questions, please contact Piyali Correya, Manager, Service Delivery, Vehicle Inspection Program Oversight Office, MTO, by email at Piyali.Correya@ontario.ca

Sincerely,

K. Weatherill

Ken Weatherill
Assistant Deputy Minister
Public Safety Division

Attachment

c: Mario Di Tommaso, O.O.M.
Deputy Solicitor General, Community Safety

Creed Atkinson
Chief of Staff, Ministry of the Solicitor General

Attorney General
McMurtry-Scott Building
720 Bay Street
11th Floor
Toronto ON M7A 2S9
Tel: 416-326-4000
Fax: 416-326-4007

Procureur général
Édifce McMurtry-Scott
720, rue Bay
11^e étage
Toronto ON M7A 2S9
Tél.: 416-326-4000
Télééc.: 416-326-4007



Our Reference #: M-2023-9017

November 1, 2023

Dear Stakeholders:

Ontario is committed to supporting victims of crime and creating safer communities in every region of our province. The leadership, expertise and commitment of local volunteers, organizations and practitioners is critical to ensuring people who have experienced victimization due to crime can access dedicated support and services when and where they need them.

As part of our government's determination to strengthen access to responsive and appropriate victim services, I am pleased to announce that nominations are now being accepted for the 2023/2024 Attorney General's Victim Services Awards of Distinction, which will be held in Spring 2024. **The deadline for nominations is Friday, January 19, 2024, by 11:59pm EST.**

This important awards program recognizes exceptional achievements in service to people who have experienced victimization due to crime. It equally honours the courageous efforts of individuals who have been personally impacted by crime and are now working to raise the profile of victims' issues in Ontario.

Nominations can be made for any eligible individual or organization/group in Ontario:

- individuals who have experienced victimization due to crime*, their family members, or others personally impacted by crime who have raised the profile of victims' issues in Ontario
- volunteers who offer their time and personal resources to help people who have experienced victimization due to crime
- professional practitioners and paid victim services providers who have gone above and beyond their regular duties while providing support to people who have experienced victimization due to crime
- programs, groups and organizations that deliver innovative services to people who have experienced victimization due to crime

**Crime refers to an offence under the Criminal Code (Canada).*

Please note that the ministry cannot accept self-nominations or nominations for:

- persons who are not residents of Ontario*
- organizations located outside of Ontario*
- employees of federal, provincial and municipal governments and sworn police officers
- persons with criminal cases *currently* before the courts

**Exceptions may be made for individuals or organizations involved with human trafficking work.*

The nomination package, including the nomination form and instructions, is available on the ministry's [website](#).

You can obtain more information by contacting the awards' Planning Committee at AGVSAD@ontario.ca.

I would kindly ask you to distribute this information to appropriate members of your community so that deserving individuals and groups may be considered for this award.

Thank you in advance for your participation in this very important initiative.


Sincerely,

A handwritten signature in black ink that reads "Doug Downey". The signature is written in a cursive, flowing style with a long horizontal stroke at the end of the name.

Doug Downey
Attorney General

Attorney General
McMurtry-Scott Building
720 Bay Street
11th Floor
Toronto ON M7A 2S9
Tel: 416-326-4000
Fax: 416-326-4007

Procureur général
Édifice McMurtry-Scott
720, rue Bay
11^e étage
Toronto (Ontario) M7A 2S9
Téléphone : 416 326-4000
Télécopieur : 416 326-4007



Notre référence : M-2023-9017

Le 1^{er} novembre 2023

Chère intervenante,
Cher intervenant,

Il est très important pour le gouvernement de l'Ontario de soutenir les victimes d'actes criminels et de bâtir des collectivités plus sûres dans toutes les régions de notre province. Le leadership, l'expertise et l'engagement de bénévoles, d'organisations et de praticiens locaux sont essentiels pour permettre aux personnes qui ont été victimes d'un acte criminel d'avoir accès à des soutiens et à des services spécialisés, au moment et à l'endroit où elles en ont besoin.

Dans le cadre de l'engagement de notre gouvernement à renforcer l'accès à des services adéquats et adaptés aux besoins des victimes, je suis heureux d'annoncer que les candidatures pour les Prix de distinction du procureur général pour les services aux victimes 2023-2024, qui auront lieu au printemps 2024, sont maintenant acceptées. **La date limite pour soumettre des candidatures est le vendredi 19 janvier 2024 à 23 h 59 HNE.**

Cet important programme de prix reconnaît les réalisations exceptionnelles au service des personnes qui ont été victimes d'un acte criminel. Il honore également les efforts courageux de personnes qui ont été personnellement touchées par un acte criminel et qui œuvrent maintenant à mieux faire connaître les questions concernant les victimes en Ontario.

Une candidature peut être présentée pour une personne, une organisation ou un groupe en Ontario appartenant à l'une ou l'autre des catégories suivantes :

- personnes qui ont été victimes d'un acte criminel*, membres de la famille de victimes et autres personnes touchées personnellement par un acte criminel, qui ont sensibilisé le public à la situation des victimes en Ontario;
- bénévoles qui ont fait don de leur temps et de ressources personnelles pour aider les personnes qui ont été victimes d'un acte criminel;
- praticiens professionnels et fournisseurs de services aux victimes rémunérés qui sont allés bien au-delà de ce qu'exigeaient leurs fonctions dans leur soutien à des personnes qui ont été victimes d'un acte criminel;
- programmes, groupes et organisations qui fournissent des services innovants à des personnes qui ont été victimes d'un acte criminel.

* « acte criminel », s'entend d'une infraction prévue au Code criminel (Canada).

Veillez noter que le ministère ne peut pas accepter les candidatures suivantes :

1. personnes qui ne sont pas des résidents de l'Ontario*;
2. organisations situées hors de la province de l'Ontario*;
3. employés des administrations fédérale, provinciale ou municipale et agents de police assermentés;
4. personnes qui ont un dossier criminel *en instance* devant les tribunaux.

** Des exceptions peuvent être faites pour les personnes ou les organisations qui s'investissent dans des initiatives de lutte contre la traite des personnes.*

La trousse de nomination, qui contient le formulaire de mise en candidature et les instructions, peut être téléchargée depuis le [site Web du ministère](#).

Si vous souhaitez plus de détails, veuillez communiquer avec le comité de planification pour les prix à AGVSAD@ontario.ca.

Je vous serais reconnaissant de bien vouloir communiquer cette information aux membres appropriés de votre collectivité afin que la candidature de personnes et de groupes méritants puisse être prise en considération pour ce prix.

Je vous remercie d'avance de votre participation à cette initiative très importante.

Meilleures salutations.

Le procureur général,



Doug Downey

MEMORANDUM TO: All Chiefs of Police and
Commissioner Thomas Carrique
Chairs, Police Services Boards

FROM: Ken Weatherill
Assistant Deputy Minister
Public Safety Division

SUBJECT: **Nominations for the 2023/2024 Attorney General's Victim
Services Awards of Distinction**

DATE OF ISSUE:	November 21, 2023
CLASSIFICATION:	For Action
RETENTION:	January 19, 2024
INDEX NO.:	23-0077
PRIORITY:	Normal

At the request of the Ministry of the Attorney General's Victims and Vulnerable Persons Division, I am sharing a communication to advise that nominations are now being accepted for the 2023/24 Attorney General's Victim Services Awards of Distinction, which will be held in Spring 2024.

For further information, please review the attached memo from Assistant Deputy Attorney General Olha Dobush. Information on the nomination package, including the nomination form and instructions, are available [online](#). **The deadline for nominations is Friday, January 19, 2024, by 11:59pm EST.**

If you have general questions regarding the award, please contact AGVSAD@ontario.ca.

Sincerely,

K. Weatherill

Ken Weatherill
Assistant Deputy Minister
Public Safety Division

Attachments

c: Mario Di Tommaso, O.O.M.
Deputy Solicitor General, Community Safety

Creed Atkinson
Chief of Staff, Ministry of the Solicitor General

**Ministry of the
Attorney General**

**Ministère du
Procureur général**

Office of the Assistant Deputy Attorney General
Division

Cabinet du Sous-procureur général adjoint
Division du droit criminel



McMurtry-Scott Building
720 Bay Street
6th Floor
Toronto ON M7A 2S9

Édifce McMurtry-Scott
720, rue Bay
6^e étage
Toronto ON M7A 2S9

Tel: 416-326-2615
Fax: 416-326-2063

Tél.: 416-326-2615
Télééc.: 416-326-2063

CLD MEMORANDUM RESPECTING ALL CHIEFS' MEMO

TO: Ken Weatherill
Assistant Deputy Minister
Public Safety Division
Ministry of the Solicitor General

FROM: Randy Schwartz
Assistant Deputy Attorney General
Criminal Law Division
Ministry of the Attorney General

DATE: October 18, 2023

SUBJECT: **All Chiefs Memo: Notice of the Northern Ontario Opiate/Drug Crisis Enforcement and Prosecution Working Group**

This memo describes a new **Northern Ontario Opiate/Drug Crisis Enforcement and Prosecution Working Group**, seeks input, and invites requests for education/training. I am writing to request your assistance to notify the policing community through an All Chiefs Memo.

Background

The number of fatal and non-fatal opioid-related toxicity events has risen dramatically in Ontario. However, the number of fatal opioid related toxicity events is even higher in Northern communities. In May of 2023, the Office of the Chief Coroner released preliminary figures showing that Thunder Bay, Sault St. Marie, Greater Sudbury, Timmins, and North Bay had the highest opioid mortality rates per 100,000 of the

population in 2022. The provincial average for opioid-related deaths per 100,000 population was 17.5. The average was 64.6 in the five Northern Ontario communities.

In response to the opioid crisis in Northern Ontario communities, in May 2023 the Ministry of the Attorney General spearheaded the creation of a new **Northern Ontario Opiate/Drug Crisis Enforcement and Prosecution Working Group**. The Working Group includes the Public Prosecution Service of Canada, the Ministry of the Attorney General (Criminal Law Division and Indigenous Justice Division), and several police services (First Nations, municipal and provincial).

Mandate

The mandate of the Working Group is to develop an inter-jurisdictional response to the Northern Ontario opioid/drug crisis through the following four objectives:

(i) Gather and Share Information

- Including facilitating the sharing of information between police services within and outside of Northern Ontario, identifying investigative needs regarding opioid/drug cases, and identifying the perspectives and needs of local communities, particularly First Nations communities.

(ii) Implement Investigative and Prosecution Best Practices

- Establishing best practices for different participants in the criminal justice system (including police agencies, Public Prosecution Service of Canada and the Ministry of the Attorney General) and providing legal and strategic advice for drug-related investigations and prosecutions.

(iii) Coordinate Prosecutorial Assistance between the Police and Prosecutors


- Including developing a protocol specific to Crown pre-charge advice to police and developing a roster of Prosecutors with expertise in specialized areas (e.g., trafficking, drug toxicity deaths and bodily harm) to provide pre-charge and on-going advice to investigators and local prosecutors.

(iv) Initiate Education

- Coordinating training initiatives and information sessions for prosecutors, police officers and community policing services regarding investigations and prosecutions of drug trafficking, drug toxicity death and bodily harm cases.

If you would like to provide input to the Working Group or request training, please reach out to our Provincial Coordinators, Elena Middelkamp (elena.middelkamp@ontario.ca) and Peter Keen (peter.keen@ontario.ca)

Sincerely,

A handwritten signature in black ink, appearing to read "R. Schwartz", with a long horizontal flourish extending to the right.

Randy Schwartz
Assistant Deputy Attorney General
Criminal Law Division
Ministry of the Attorney General

Ministry of the Solicitor General

Public Safety Division

25 Grosvenor St.
12th Floor
Toronto ON M7A 2H3

Telephone: (416) 314-3377
Facsimile: (416) 314-4037

Ministère du Solliciteur général

Division de la sécurité publique

25 rue Grosvenor
12^e étage
Toronto ON M7A 2H3

Téléphone: (416) 314-3377
Télécopieur: (416) 314-4037



MEMORANDUM TO: All Chiefs of Police and
Commissioner Thomas Carrique
Chairs, Police Services Boards

FROM: Ken Weatherill
Assistant Deputy Minister
Public Safety Division

SUBJECT: Notice of the Northern Ontario Opiate/Drug Crisis
Enforcement and Prosecution Working Group

DATE OF ISSUE:	November 7, 2023
CLASSIFICATION:	General Information
RETENTION:	Indefinite
INDEX NO.:	23-0075
PRIORITY:	Normal

At the request of the Criminal Law Division within the Ministry of the Attorney General, I am sharing this communication containing information on the Northern Ontario Opiate/Drug Crisis Enforcement and Prosecution Working Group.

Please review the attached memo from Assistant Deputy Attorney General Randy Schwartz. If you would like to provide input to the Working Group or request training, please reach out to Provincial Coordinators, Elena Middelkamp (elena.middelkamp@ontario.ca) and Peter Keen (peter.keen@ontario.ca).

Sincerely,

K. Weatherill

Ken Weatherill
Assistant Deputy Minister
Public Safety Division

Attachment

c: Mario Di Tommaso, O.O.M.
Deputy Solicitor General, Community Safety

Creed Atkinson
Chief of Staff, Ministry of the Solicitor General

Ministry Social Media Submission – Crime Prevention Week 2023

The Ministry of the Solicitor General would like to use Crime Prevention Week as an opportunity to feature programs that showcase various local initiatives that promote a collaborative approach to crime prevention and overall community safety and well-being (e.g., Mental Health Crisis Response Teams, Situation Tables). As such, the ministry will be featuring photos of police engaging with the community and information about different programs and initiatives on both the ministry's Twitter/X and Facebook page (@ONSafety) throughout Crime Prevention Week 2023 (November 5-11, 2023). The ministry will also reshare posts from the policing community using the #CPWeek2023 hashtag.

If you would like to nominate a program to be featured by the ministry during Crime Prevention Week, please complete the template below and email it, along with a relevant photo that the ministry has permission to use on social media (from both the photo subject(s) and the police service), to Oleisha.Burleigh@ontario.ca Shamitha.Devakandan@ontario.ca by **October 31, 2023**.

Police Service:

Community:

Name of Program (if relevant):

Contact Information (i.e., email and phone number):

Please provide a brief description of the program offered by your police service, in collaboration with another local agency or service provider, that you would like the ministry to highlight (100 words maximum). As noted above, part of your answer may be used for social media content.



MEMORANDUM TO: All Chiefs of Police and
Commissioner Thomas Carrique
Chairs, Police Services Boards

FROM: Ken Weatherill
Assistant Deputy Minister
Public Safety Division

SUBJECT: **Crime Prevention Week 2023 – Provincial Theme and Approach**

DATE OF ISSUE:	October 27, 2023
CLASSIFICATION:	General Information
RETENTION:	November 11, 2023
INDEX NO.:	23-0073
PRIORITY:	Normal

This year, November 5 to 11, 2023, has been designated Crime Prevention Week in Ontario. Crime Prevention Week provides an opportunity to showcase the successful collaborative efforts between police services and community organizations as they work towards the common goal of preventing crime and creating safe, resilient communities across Ontario.

This year’s provincial theme, “**Awareness. Engagement. Prevention.**” enables police services to promote the benefits of raising awareness on the most pressing issues to public safety while showcasing collaborative responses with local partners to crime and social issues related to safety and well-being. The theme also allows police services to inform members of the public about what they can do to stay engaged and support community safety initiatives.

The ministry will use social media during Crime Prevention Week to increase awareness about crime prevention and community safety and well-being. Police services may wish to reshare and [follow](#) the ministry throughout Crime Prevention Week.

If your police service is interested in submitting an initiative, please complete the attached template and email it to Shamitha Devakandan, Community Safety Analyst, at Shamitha.Devakandan@ontario.ca and Oleisha Burleigh, Community Safety Analyst, at Oleisha.Burleigh@ontario.ca by **October 31, 2023**, along with a photo that the ministry has permission to use on social media.

The ministry will review the information and photos provided and may use submissions to create social media posts on Twitter/X and Facebook (**@ONsafety**).

Police services across the province are also encouraged to use the hashtag **#CPWeek2023** to promote your own local initiatives, online events and activities that align with the provincial theme and demonstrate collaborative approaches to crime prevention and overall community safety and well-being.

To support police services, the ministry has developed social media shareables for Crime Prevention Week. Please visit the Ontario Association of Chiefs of Police (OACP) website (www.oacp.ca) to access the images. I would like to thank the OACP for providing input during the planning process and posting crime prevention materials on its website.

If you have any questions about this year's provincial approach to Crime Prevention Week, please contact Shamitha.Devakandan@ontario.ca and Oleisha.Burleigh@ontario.ca.

Thank you all for your ongoing efforts in helping to build safer, stronger communities in Ontario.

Sincerely,

K. Weatherill

Ken Weatherill
Assistant Deputy Minister
Public Safety Division

Attachment

c: Mario Di Tommaso, O.O.M.
Deputy Solicitor General, Community Safety

Creed Atkinson
Chief of Staff, Ministry of the Solicitor General



PUBLIC NEWS UPDATE

Windsor Police, Youth Wellness Hub partner to support children and youth at risk of exploitation

The Windsor Police Service, in conjunction with Youth Wellness Hub Windsor-Essex, is pleased to announce the launch of a new program to support children and youth at risk of exploitation.

The **Return Support Discussion Program** will connect recently returned or located missing children and young people with a Youth Wellness Hub Peer Support Worker. These voluntary discussions will offer opportunities for the children and youth to safely share their lived experiences and any risks or harm they faced during their missing episodes. They will also give the children and youth the chance to share information that might help to safeguard them from going missing again.

Themes identified through aggregate data will be shared with police to help identify trends and proactively respond to the risks and harm children and youth face during missing episodes, including criminal activity, sexual exploitation, domestic abuse, and mental health issues.

The program is the first of its kind in Canada and can be used as a prototype for other communities across the country.

“We are excited to partner with Youth Wellness Hub Windsor-Essex on this important new program,” said Jason Crowley, Deputy Chief of Operations. “Child exploitation is a pervasive problem that requires a collective response to effectively address and overcome. This initiative will enable us to work together to develop comprehensive

strategies and more helpful practices to prevent at-risk children and youth from being exploited.”

The Return Support Discussion Program is supported by a [\\$96,954 grant from the Government of Ontario](#). The funding will support a full-time Peer Support Worker at the Youth Wellness Hub as well as fundamental education and training for frontline police officers.

In addition, 200 backpacks and resources to promote wellness will be purchased and provided to the Youth Wellness Hub to distribute to youth that access this program. Each backpack will include essentials to help young people survive on the streets, such as water, food, warm clothing, and hygiene products. A total of 10 video game consoles will also be provided to the group homes to encourage social interaction and foster a sense of community while in residential care.

“It is exciting to be part of a project that is based well in research and that is filling a gap in our community. When the Windsor Police Service approached us to collaborate on this project, with or without the grant funding, we couldn’t say no,” said Angela Thompson, Operations Manager for the Youth Wellness Hub. “We aim for this program to mitigate safety risks of youth that leave home and reduce the number of missing incidents by providing support and connection to resources. Youth are often leaving home as an attempt to cope or communicate something. Through this project we will be able to listen and provide alternative safe ways to cope.”

In 2022, 89 children and young people (between 12-25 years old) went missing in Windsor and Amherstburg. Many of these children and young people went missing more than once, resulting in 679 individual missing reports recorded by the Windsor Police Service.

Statements from community partners:

“The Windsor-Essex Children’s Aid Society (WECAS) understands the importance of having a community-based response to youth who have been exploited. Working outside of our silos creates an environment of support for youth to identify if they have been exploited and provides them with a safe opportunity to ‘exit’ when entrenched in trafficking. WECAS applauds this initiative between the Windsor Police Service and the Youth Wellness Hub in bringing the Return Support Discussion program to some of our most vulnerable citizens in Windsor-Essex.”

- **Derrick Drouillard**, Executive Director, Windsor-Essex Children's Aid Society

"Human trafficking, child and youth exploitation is on the rise, and it is the entire community's responsibility to protect our children. The Inn of Windsor is in full support of the Return Support Discussion Program as it will assist in addressing why kids go missing and help prevent child exploitation."

- **Sherri Lebert**, Executive Director, The Inn of Windsor

"On behalf of the executive, foster parents, fostered youth and staff of Unison Treatment Homes for Youth Inc., I want to thank you for supporting our 'at-risk youth' by providing these gaming systems. These systems will not only provide entertainment but will also provide our youth with social interaction that connects them online to peers, classmates, family and others who share in the playing of these games with them.

Many of our youth are at risk of involvement with traffickers as well as other negative influences luring them to the streets and away from their foster homes. Creating a more family atmosphere with positive activities may help to keep them engaged and away from otherwise negative situations."

- **Phillip Thibert**, Executive Director, Unison Treatment Homes for Youth Inc.

For further information:

Contact the WPS Corporate Communication Unit's Public Information Officer at (519) 255-6700 ext. 4441.

HONOUR IN SERVICE



Date: November 22, 2023

To: Chair and Members of the Police Services Board

From: Chief Jason Bellaire

Re: Reward Extension and Increase Request – various Homicides

Per the attached report, I recommend the following resolution:

RESOLVED THAT the Windsor Police Services Board **APPROVES** rewards, to a maximum of **\$20,000.00** each, for information leading to the arrest of the person(s) responsible for the murder of:

1. Kirk KNIGHT – January 10, 1980;
2. Geraldine BUTTERFIELD – May 25, 2019
3. Jerome ALLEN – October 2018

FURTHER RESOLVED THAT the Windsor Police Services Board **APPROVES** a reward in the amount of **\$40,000.00** for information leading to the arrest of the person(s) responsible for the murders of

1. Debileanne WILLIAMSON and Xavier RUCKER;
2. Marlene SWEET and Jason SWEET; and

FURTHER RESOLVED THAT the portion, if any, of the reward to be paid shall be determined by the Board after consultation with the Chief of Police. This consultation shall be for the purpose of examining the value of the information received and the number of claimants; and

FURTHER RESOLVED THAT the reward offer is to expire **December 31, 2025**.

Jason Bellaire
Chief of Police
Windsor Police Service

HONOUR IN SERVICE



Date: November 10, 2023

IN CAMERA

To: Windsor Police Services Board

From: Inspector Andrew Randall, Investigations

Re: Reward Extension and Increase Request – various Homicides

On May 19, 2022, the Windsor Police Services Board approved the following resolution (**Public BR2022-0046**):

RESOLVED THAT the Windsor Police Services Board **APPROVES** rewards, to a maximum of **\$20,000.00** each, for information leading to the arrest and prosecution of the person(s) responsible for the murder of:

1. Kirk KNIGHT – January 10, 1980;
2. Marlene SWEET and son, Jason SWEET – October 26, 1982
3. Debileanne WILLIAMSON and Xavier RUCKER – February 27, 2003
4. Geraldine BUTTERFIELD – May 25, 2019
5. Jerome ALLEN – October 2018

FURTHER RESOLVED THAT the portion, if any, of the reward to be paid shall be determined by the Board after consultation with the Chief of Police. This consultation shall be for the purpose of examining the value of the information received and the number of claimants; and

FURTHER RESOLVED THAT the reward offer is to expire December 31, 2023.

On February 9, 2023, the Windsor Police Services Board approved the following resolution (**E-Poll BR2023-020**), which doubled the reward for the WILLIAMSON / RUCKER Homicide:

RESOLVED THAT the Windsor Police Services Board **APPROVES** a reward in the amount of **\$40,000** for information leading to the arrest of the person(s) responsible for the murders of Debileanne WILLIAMSON and Xavier RUCKER; and

FURTHER RESOLVED THAT the portion, if any, of the reward to be paid shall be determined by the Board after consultation with the Chief of Police. This consultation shall be for the purpose of examining the value of the information received and the number of claimants; and

FURTHER RESOLVED THAT the reward offer is to expire December 31, 2023.

These homicides all remain unsolved. Each case continues to have investigators assigned to them. In these cases, tips have been received, witnesses interviewed, investigative techniques utilized, and Persons of Interest identified and investigated; however, investigators still lack crucial evidence that would lead to charges.

It is anticipated that an extension of the rewards, and increase in reward for the SWEET Homicide from \$20,000 to \$40,000, will continue to provide an incentive for person who have information about the murders to come forward.

I respectfully request that the Windsor Police Services Board approve the extension of the rewards, for a further period, with an expiry of **December 31, 2025**, and **APPROVE** the following resolution:

RESOLVED THAT the Windsor Police Services Board **APPROVES** rewards, to a maximum of **\$20,000.00** each, for information leading to the arrest of the person(s) responsible for the murder of:

1. Kirk KNIGHT – January 10, 1980;
2. Geraldine BUTTERFIELD – May 25, 2019
3. Jerome ALLEN – October 2018

FURTHER RESOLVED THAT the Windsor Police Services Board **APPROVES** a reward in the amount of **\$40,000.00** for information leading to the arrest of the person(s) responsible for the murders of

1. Debileanne WILLIAMSON and Xavier RUCKER;
2. Marlene SWEET and Jason SWEET; and

FURTHER RESOLVED THAT the portion, if any, of the reward to be paid shall be determined by the Board after consultation with the Chief of Police. This consultation shall be for the purpose of examining the value of the information received and the number of claimants; and

FURTHER RESOLVED THAT the reward offer is to expire **December 31, 2025**.

Respectfully,



Inspector Andrew Randall

Investigations

HONOUR IN SERVICE



Date: December 6, 2023

To: Windsor Police Services Board

From: Acting Deputy Chief Karel DeGraaf

Re: Renewal of Lease Agreement at 250 Windsor Avenue

Per the attached report, I am recommending the following resolution:

RESOLVED THAT the Windsor Police Services Board approves the continued occupation of leased premises located at 250 Windsor Avenue by the Professional Standards Branch and authorizes the chair to sign the lease agreement for a period of seventeen months effective March 1, 2024, satisfactory in form and content to Legal Counsel for the Windsor Police Services Board and the Chief of Police.

Karel DeGraaf
Acting Deputy Chief of Police
Windsor Police Service



**WINDSOR
POLICE
SERVICE**

Operational Support

Superintendent B. Dodd
Planning and Physical Resources Director B. Horrobin
Technology Services Director M. Caplin
Information Services Director D. Hill

MEMORANDUM

Date: December 6, 2023
To: Deputy Chief Frank Providenti
Acting Deputy Chief Karel Degraaf
From: Barry Horrobin,
Director of Planning & Physical Resources

Re: Renewal of Lease Agreement @ 250 Windsor Avenue

Regarding the existing offsite lease agreement for the WPS Professional Standards Branch that expires on 29 February 2014, I would hereby recommend renewal of the agreement.

The WPS has held a lease for its Professional Standards Branch at 250 Windsor Avenue with the landlord (Caesar's Entertainment Windsor Ltd.) since June 27, 2013. Since then, there have been four renewals, allowing for a seamless functioning of this WPS work unit.

As the existing arrangement has served the community and WPS well over the years, it is recommended the lease be extended once again. For past renewals, a two-year term was typically sought. However, given the fact the OLG has issued an RFP for its casino operator, there is a chance the current operator and landlord of 250 Windsor Avenue (Caesar's Windsor) may not be the operator past July 31, 2025. For this reason, the proposed lease extension is for a period of 17 months commencing March 1, 2024 until July 31, 2025. If Caesar's Windsor retains its status as the casino operator, a further lease extension can be pursued at that time.

It should be noted the landlord has agreed to this extension with no rate increase, making for a cost effective outcome for the WPS in terms of budget impact. I therefore feel this proposed lease extension is our best move at this time, which allows for a seamless continuation of service delivery to the public and recommend the Board consider the following resolution:

RESOLVED THAT: The Windsor Police Services Board approves the continued occupation of leased premises located at 250 Windsor Avenue by the Professional Standards Branch and authorizes the chair to sign the lease agreement for a period of seventeen months effective March 1, 2024, satisfactory in form and content to Legal Counsel for the Windsor Police Services Board and the Chief of Police.

Sincerely,

A handwritten signature in blue ink, appearing to read "Barry H.", written over a light blue horizontal line.

Barry Horrobin,
Director of Planning & Physical Resources

HONOUR IN SERVICE

FIFTH LICENSE EXTENSION
AGREEMENT

This Fifth License Extension Agreement is made effective as of December 14, 2023.

B E T W E E N:

CAESARS ENTERTAINMENT WINDSOR LIMITED, operator of Caesars Windsor
on behalf of the Ontario Lottery and Gaming Corporation (the "Licensor")

- and -

WINDSOR POLICE SERVICES BOARD (the "Licensee")

WHEREAS Pursuant to a License Agreement made as of June 27, 2013 for a period of two years, terminating on June 30, 2015 (the "Agreement") between the Licensor and a party identified as The Corporation of the City of Windsor Police Services Board as Licensee for lease of space at 250 Windsor Avenue in the City of Windsor;

AND WHEREAS Pursuant to an Extension and Amending Agreement License Agreement dated July 1, 2015 (the "Extension and Amending Agreement"), the Agreement between the Licensor and Licensee was extended for a four year period terminating on June 30, 2019;

AND WHEREAS Pursuant to a Second Extension and Amending Agreement License Agreement made July 1, 2019, (the "Second Extension and Amending Agreement"), the Agreement between the Licensor and Licensee was extended for a six (6) month period terminating on December 31, 2019;

AND WHEREAS Pursuant to a Third Extension and Amending Agreement License Agreement made January 1, 2020, (the "Third Extension and Amending Agreement"), the Agreement between the Licensor and Licensee was extended for a two (2) year and two (2) month period terminating on March 1, 2022;

AND WHEREAS Pursuant to a Fourth License Extension Agreement made February 17, 2022, (the "Fourth License Extension Agreement"), the Agreement between the Licensor and Licensee was extended for a two (2) year period terminating on February 29, 2024;

AND WHEREAS the Licensee wishes to extend the Agreement for a period of seventeen (17) months terminating on July 31, 2025;

AND WHEREAS the Licensor and Licensee have agreed to enter into this Fifth License Extension Agreement (the "Fifth License Extension Agreement") to set out the terms and conditions of the renewal and related amendments;

NOW THEREFORE THIS AGREEMENT WITNESSETH that in consideration of the sum of one dollar (\$1.00) now paid by the parties hereto each to the other and other good and valuable consideration (the receipt and sufficiency is hereby acknowledged by each of the parties hereto), the parties hereto agree as follows:

1. The term of the Agreement is hereby extended for a period of seventeen (17)

months commencing on March 1, 2024 (the "Fifth Extension") and, unless terminated earlier in accordance with the terms and provisions of the Agreement, ending July 31, 2025 (the "Fifth Extension Term").

2. **Basic License Fees.** During the Fifth Extension Term, the Licensee shall pay to the Licensors as License Fees, the amount of \$4292.71 per month.

Basic License Fees shall be payable in advance without set-off, deduction or abatement and without notice in equal monthly installments, beginning on the Commencement Date and thereafter on the first day of each calendar month thereafter during the Term. Basic License Fees for any fractional month at the beginning or end of the Term will be prorated on a daily basis using a period of 365 days.

The Basic License Fee includes any property tax pertaining to the Licensed Area.

3. The parties hereto confirm that all other terms and conditions of the Agreement shall remain in full force and effect.

IN WITNESS WHEREOF each of the parties hereto has caused this Fifth Extension License Agreement to be executed as of the date first written above.

Agreed to:
Caesars Entertainment Windsor Limited,
operator of Caesars Windsor on behalf of the
Ontario Lottery and Gaming Corporation

Agreed to:
Windsor Police Services Board

By

By

Signature: _____

Signature: _____

Name: _____

Name: _____

Title: _____

Title: _____

Date: _____

Date: _____

"I have the authority to bind the Corporation"

"I have the authority to bind the Corporation"

HONOUR IN SERVICE



Date: December 6, 2023

To: Chair and Members of the Police Services Board

From: Deputy Chief Jason Crowley

Re: Internet Exchange Zone

The Windsor Police Service is currently planning to create an internet exchange zone, which is a physical space located near a Windsor Police facility, likely headquarters, where citizens are provided with a safe transaction zone for buyers and sellers of products online.

These internet exchange zones are common at police stations across the country and contribute to public safety and provide reassurance to community members who utilize them. They are not typically located within the building, but outside, under camera surveillance 24/7. These transaction zones have no direct link to the Windsor Police Service other than the space provided by the Service.

These transaction zones will contribute to public safety by preventing fraudulent transactions, thefts or physical attacks that may occur in the context of some online purchases. It will also provide community members with the confidence to meet sellers/buyers who are strangers to complete their transactions as well as aid in investigations that may contain a criminal element.

We are currently determining the optimal area for this proposed internet exchange zone and once it is identified, more information will follow for the Board's consumption. Along with this will be a multi-media campaign to announce it to the public, including social media messaging and potentially a video for release.

This report is for information and an update will be provided when more details are available.

A handwritten signature in black ink, appearing to read 'Jason Crowley'.

Jason Crowley
Deputy Chief Operations
Windsor Police Service



MEMO

DATE: December 14, 2023
TO: Chair and Members
FROM: AG, Administrative Director
RE: 2024 Board Meeting Schedule

INTRODUCTION AND BACKGROUND:

The proposed 2024 Schedule of Meetings is reflected below. The schedule adheres to the Board’s practice of scheduling meetings. However, the schedule has been adjusted to allow for longer in-camera and public sessions. Meetings are proposed at an average interval of 6.5 weeks to allow for more content and data to be collected between meetings and subsequently shared with the Board.

DISCUSSION / ANALYSIS:

The proposed 2024 Schedule of Meetings is below. A schedule of 8 meetings throughout the year is proposed. Additional meetings may be called as necessary by the Chair of the Board.

The In-Camera meetings are scheduled to take place from 12:00 P.M. until 1:30 P.M with a scheduled break from 1:30 P.M – 1:45 P.M and the public meetings running from 1:45 P.M. – 3:00 P.M on the dates scheduled below.

- Meeting No. 01-24 Tuesday, January 30, 2024
- Meeting No. 02-24 Thursday, March 21, 2024
- Meeting No. 03-24 Thursday, April 25, 2024
- Meeting No. 04-24 Thursday, June 20, 2024
- Meeting No. 05-24 Thursday, August 22, 2024
- Meeting No. 06-24 Thursday, September 19, 2024
- Meeting No. 07-24 Thursday, October 31, 2024
- Meeting No. 08-24 Thursday, December 12, 2024